

CARAVELLE



1

9


9

9

Our Commitment

When you consider buying a boat, do you envision the hours of enjoyment that await you and your family or do you consider the investment that you are making? Caravelle believes that both are important. Caravelle's innovative designs offer comfort, convenience and sleek styling. Caravelle's commitment to quality will ensure that owning a Caravelle boat is a satisfying, troublefree journey well worth taking.

From a relaxing cruise across a lake to an exhilarating water ski adventure, Caravelle offers marine designs full of vitality and strength. Every model in the Caravelle line demonstrates the more than thirty years of commitment to quality boat manufacturing. And, when the hull meets the water you can feel the energy. When you take the helm, the uncompromised performance will take your breath away. A Caravelle is unmistakably spectacular.



CARAVELLE



Our **Premium Gelcoat** is a builtback, UV resistant isophthalic finish that offers superior weather resistance to surface yellowing, fading and chalking. The potential for cracking and crazing is reduced because our premium gelcoat is more flexible than less expensive materials.

Our skin coat of fiberglass is applied with **AME 5000 Resin**, a vinyl/ester blended resin that has a much greater blister resistance than standard marine resins. The AME 5000 Resin also shows less distortion and shrinkage than lesser quality resins and offers a smoother, thinner finish. We also use a specially formulated low-exothermic resin in the bulk layers of fiberglass. Compared to other resins that will sometimes cure at temperatures in excess of 200 degrees Fahrenheit, our bulk laminate cures at approximately 100 degrees Fahrenheit. This lower temperature also contributes to a better finish and less distortion.



Using multiple knitted materials has enabled our engineering team to design a laminate schedule that is second to none. The **Knitted Fiberglass Materials** used in production offer a better glass to resin ratio that results in a lighter yet stronger hull. Our fiberglass mat consists of 100% knitted materials (not woven roving). Knitted biaxial, triaxial and quadra-axial materials are superior quality and offer greater strength in up to four axis (instead of two).

The **Caravelle Fiberglass Stringer System**, standard on several models, offers excellent support and durability.

The **XL Marine Panel** by Greenwood Industries is used exclusively in our boats. XL panels are pressure treated (not dip treated) Northern Fir with no cheap wood fillers in the laminates. Because this product is so superior to any other wood product on the market, it carries a limited lifetime warranty against rot, decay, bleeding and delamination.

Boats over twenty feet in length do not, according to the United States Coast Guard, require any flotation. Even so, every Caravelle features closed-cell foam flotation. This **Injected Foam** flotation adds safety, strength and sound dampening.

For a more durable and stylish foundation, Caravelle interiors are equipped with **Plastic Seat Shells and Bases**. The **High Density Mildew Resistant Foam** used in construction, is treated with biocides to protect against mildew and bacterial growth. Because this foam is extremely dense, it keeps its original shape. **Heavy Duty Expanded Vinyl**, with foam backing, provides excellent memory retention. For added protection from sun exposure and moisture, our vinyl is treated with ultraviolet and mildew inhibitors. All the upholstery in a Caravelle is finished with **Stainless Steel Staples**



that add to its longevity and strength.

All power plants are installed with precise measurements for optimum performance.



We use **Stain Resistant Marine Carpet** treated with UV inhibitors to guard against fading. This heavy grade of carpet holds up longer than lighter weights of carpet. Our **wetted In Floor Ski Storage Compartments** feature an extra large aluminum (or molded fiberglass) hinged lid that is easy to handle.

For more comfort and convenience, **Molded In Armrests** are standard in several Caravelle models. Also standard in several models are **Fiberglass Bench Bases**. This method of construction is not only attractive but furnishes additional rigidity to the deck giving you a solid, more comfortable ride.

Stainless Steel Cleats with backing plates are attached with four bolts and locknuts. These high grade cleats will not corrode or twist.

Welded Stainless Steel Bow Rails are thru-bolted and strategically placed for your safety and convenience.

A **Three Step, Telescoping Swim Ladder** extends deep into the water for easy boarding.


Heavy-Duty Rubber Rubrail offers protection against bumps better than aluminum rubrails.

For more strength and stability, Caravelle uses **Custom One Piece Stainless Windshield Supports**.

Our color coordinated **Acrylic Canvas Sunbrella™** stands up to the elements. It is the best marine material for protection against mildew, cracking and fading.

From top to bottom, inside and out, Caravelle sets the standard for uncompromising quality construction.

The **Caravelle Name** represents thirty-three years of superior craftsmanship. Our long standing history and reputation gives you the confidence that we'll be around for many more.




176 BR & 188 BR



176 Bow Rider



188 Bow Rider



176 Bow Rider

176 Bow Rider 188 Bow Rider

Small exterior proportions. Maximum interior space. That was the goal of our design team. And they succeeded beautifully without compromising comfort and convenience. The 188 Bow Rider is easy to handle both on and off the water. And, you'll be amazed at the amount of space you and your friends will have to play in.

The 176 Bow Rider is engineered with the same thoughtful details you'd find in a larger, more expensive boat. Not only is the 176 Bow Rider practical, efficient, and safe, it's so much fun to drive.

Specifications

176 Bow Rider
 Centerline: 17'4"
 Maximum Beam: 7'2"
 Maximum Engine: 135 hp
 Fuel Capacity: 20 gal.
 Deadrise: 18°
 Weight (approx.): 2100 lb.

188 Bow Rider
 Centerline: 18'0"
 Maximum Beam: 8'0"
 Maximum Engine: 210 hp
 Fuel Capacity: 30 gal.
 Deadrise: 20°
 Weight (approx.): 2500 lb.



176 Fish & Ski



188 Fish & Ski

176FS & 188FS


176 Fish & Ski 188 Fish & Ski


Functional amenities. Conversion capabilities. These are what separate a Caravelle fish & ski from the competition. Transforming the 176 Fish & Ski or the 188 Fish & Ski from a fishing boat to a pleasure craft requires very little effort. You can have a great fishing boat without sacrificing the comfort, safety and good looks of a runabout.

Specifications


176 Fish & Ski
 Centerline: 17'4"
 Maximum Beam: 7'2"
 Maximum Engine: 135 hp
 Fuel Capacity: 20 gal.
 Deadrise: 18°
 Weight (approx.): 2100 lb.

188 Fish & Ski
 Centerline: 18'0"
 Maximum Beam: 8'0"
 Maximum Engine: 210 hp
 Fuel Capacity: 30 gal.
 Deadrise: 20°
 Weight (approx.): 2500 lb.





209BR & 209CC



Legend 209 Bow Rider Legend 209 Cuddy Cabin

Detailed craftsmanship. Maximum space. Our engineers transferred nearly all of the 102 inch beam to the interior of the boat. The molded-in bench seat is wide enough to comfortably seat four adults. Once you slide behind the wheel you'll notice that the 209 is clearly designed with the driver in mind.

Specifications

209 Bow Rider
Centerline: 20'6"
Maximum Beam: 8'6"
Maximum Engine: 300 hp
Fuel Capacity: 36 gal.
Deadrise: 18°
Weight (approx.): 2900 lb.

209 Cuddy Cabin
Centerline: 20'6"
Maximum Beam: 8'6"
Maximum Engine: 300 hp
Fuel Capacity: 50 gal.
Deadrise: 18°
Weight (approx.): 3000 lb.





240BR & 240CC

**240 Bow Rider
240 Cuddy Cabin**


Splendid form. Convenient amenities. Make no mistake, the 240 Bow Rider and the 240 Cuddy Cabin offer a perfect blend of performance, comfort, and luxury. The 240 Bow Rider has one major feature you won't find in other 24 foot bow riders - a walk-through cabin. Both the Bow Rider and the Cuddy Cabin feature a galley and portable marine head. Both boats provide more than enough room and are generously equipped for perfect, all day pleasure boating.

Specifications

- 240 Bow Rider
- 240 Cuddy Cabin
- Centerline: 23'7"
- Maximum Beam: 8'6"
- Maximum Engine: 415 hp
- Fuel Capacity: 60 gal.
- Draft: 21"
- Weight (approx.): 4050 lb.



212BR & 212FS



Interceptor 212 Bow Rider Interceptor 212 Fish & Ski

Revolutionary design. Steadfast execution. Our approach to creating the Interceptor 212 Bow Rider and the Interceptor 212 Fish & Ski was to work from the inside out. With an emphasis on superior craftsmanship, both boats are designed for an impressively solid and stable ride. You can see, hear and feel the quality of the Bow Rider. The Fish & Ski grants the best of either relaxed fishing or an exhilarating water ski experience.

Specifications

- Interceptor 212 Bow Rider*
- Interceptor 212 Fish & Ski*
- Centerline: 21'0"*
- Maximum Beam: 8'0"*
- Maximum Engine: 300 hp*
- Fuel Capacity: 36 gal.*
- Deadrise: 20°*
- Weight (approx.): 2900 lb.*





232SC & 232BR



Interceptor 232 Bow Rider Interceptor 232 Sport Cabin

Commanding power. Dominating style. These are the much celebrated features of the Interceptor 232 Sport Cabin and the Interceptor 232 Bow Rider. These boats are perfect for the thrill seeker in you. The Bow Rider is, simply put, a pure kick to drive. This boat will excite you even before you turn the key. The dramatically impressive lines of the 232 Sport Cabin command your attention. A powerful V-8 engine combined with an efficient hull design delivers supreme handling and responsiveness.

Specifications

Interceptor 232 Bow Rider
Centerline: 23'0"
Maximum Beam: 8'4"
Maximum Engine: 385 hp
Fuel Capacity: 36 gal
Deadrise: 20°
Weight (approx.): 3000 lb.

Interceptor 232 Sport Cabin
Centerline: 23'0"
Maximum Beam: 8'4"
Maximum Engine: 385 hp
Fuel Capacity: 50 gal
Dadrise: 20°
Weight (approx.): 3200 lb.

260SC & 260BR



Interceptor 260 Bow Rider Interceptor 260 Sport Cabin

Expressive design. Energetic performance. Poised to command the open water, the Interceptor 260 Bow Rider and the Interceptor Sport Cabin will deliver. Both boats possess an aggressive 24 degree bottom. This feature provides enough strength and integrity for you to challenge the roughest waters while your passengers enjoy the wide - open, generous interior space.

Specifications

- Interceptor 260 Bow Rider*
- Interceptor 260 Sport Cabin*
- Centerline: 25'7"*
- Maximum Beam: 8'0"*
- Maximum Engine: 470 hp*
- Fuel Capacity: 82 gal*
- Deadrise: 24°*
- Weight (approx.): 4300 lb.*

195CC

195 Cuddy Cabin

Specifications

Centerline: 19'0"
 Maximum Beam: 92"
 Maximum Engine: 240 hp
 Fuel Capacity: 30 gal.
 Deadrise: 20°
 Weight (approx.): 2500 lb.



1999 Canvas Options



Optional bow cover and cockpit cover.



Optional side and aft curtains.



Standard convertible top.

CARAVELLE

1999 Caravelle Standard Features, Options, and Accessories

	176BR	176FS	188BR	188FS	195CC	209BR	209CC	212BR	212FS	222BR	222SC	240BR	240CC	260BR	260CC		
Electrical Features																	
Custom dash with full instrumentation (includes: trim indicator, fuel gauge, oil pressure gauge, speedometer, tachometer, voltmeter, water temperature gauge)	S	S	S	S	S	S	S	S	S	S	S	S	S	S	S	S	
Hour meter					S	S		S	S	S	S	S	S	S	S	S	
Twelve volt receptacle					S	S		S	S	S	S	S	S	S	S	S	
Digital depth sounder	O	O	O	O	O	O	O	S	S	S	S	S	S	S	S	S	
Stereo cassette with 2 speakers	S	S	S	S	S	S	S	S	S	S	S	S	S	S	S	S	
Sony cassette player with 4 speakers	O	O	O	O	O	O	O	S	S	S	S	S	S	S	S	S	
Sony CD player with 4 speakers	O	O	O	O	O	O	O	O	O	O	O	O	O	O	O	O	
Concealed electric horn	S	S	S	S	S	S	S	S	S	S	S	S	S	S	S	S	
Electronic switchable open exhaust								O	O	O	O	O	O	O	O	O	
Cockpit Features																	
Adjustable tilt steering	O	O	O	O	O	O	O	S	S	S	S	S	S	S	S	S	
Two tier drink holders	S	S	S	S	S	S	S	S	S	S	S	S	S	S	S	S	
Cooler	S	S	S	S	S	S	S	S	S	S	S	S	S	S	S	S	
Foot glovebox	S	S	S	S	S	S	S	S	S	S	S	S	S	S	S	S	
Cockpit courtesy lights	S	S	S	S	S	S	S	S	S	S	S	S	S	S	S	S	
Adjustable driver's seat	S	S	S	S	S	S	S	S	S	S	S	S	S	S	S	S	
Bench seating with sundeck	S	S	S	S	S	S	S	S	S	S	S	S	S	S	S	S	
U-shaped seating with filler cushion										S	S	S	S	S	S	S	
Fiberglass bench base	S	S	S	S	S	S	S	S	S	S	S	S	S	S	S	S	
Bow filler cushion	O	O	O	O	O	O	O	S	S	S	S	S	S	S	S	S	
Interior grab rails	S	S	S	S	S	S	S	S	S	S	S	S	S	S	S	S	
Full fiberglass cockpit liner	S	S	S	S	S	S	S	S	S	S	S	S	S	S	S	S	
Side panel storage	S	S	S	S	S	S	S	S	S	S	S	S	S	S	S	S	
Carpeted bow storage compartments	S	S	S	S	S	S	S	S	S	S	S	S	S	S	S	S	
In floor storage with hinged lid	S	S	S	S	S	S	S	S	S	S	S	S	S	S	S	S	
Cabin Features																	
Locking cabin door					S	S				S	S	S	S	S	S	S	
Portable marine head					O	O				O	O	S	S	S	S	S	
Deck hatch					S	S				S	S	S	S	S	S	S	
Cabin lighting					S	S				S	S	S	S	S	S	S	
V-Berth Storage										S	S						
Cabin galley (includes: sink, faucet, 9 gallon water supply, storage, alcohol stove)														S	S	S	
Hanging locker														S	S	S	
Exterior Features																	
Welded stainless steel bow rails			S	S	S	S	S	S	S	S	S	S	S	S	S	S	S
Stainless steel cleats & ski tows	S	S	S	S	S	S	S	S	S	S	S	S	S	S	S	S	S
Three step stainless steel swim ladder	S	S	S	S	S	S	S	S	S	S	S	S	S	S	S	S	S
Built in anchor locker								S	S	S	S	S	S	S	S	S	S
Sunbrella™ convertible top & boot	S	S	S	S	S	S	S	S	S	S	S	S	S	S	S	S	S
Sunbrella™ bow cover	O	O	O	O	O	O	O	O	O	O	O	O	O	O	O	O	O
Sunbrella™ side & aft curtains	O	O	O	O	O	O	O	O	O	O	O	O	O	O	O	O	O
Sunbrella™ cockpit cover	O	O	O	O	O	O	O	O	O	O	O	O	O	O	O	O	O
Walk-thru curtain	O	O	O	O	O	O	O	O	O	O	O	O	O	O	O	O	O
Fish & Ski Features																	
Fish & Ski package (includes: bow panel 12/24 volt trolling motor, removable fishing chairs with pedestals, removable bow insert, rod storage rack, removable bow cushions, removable sundeck pad aerated livewell & battery tray)			S	S					S								
Digital fish finder	O	O								O							

S - Standard O - Optional Specifications and features subject to change without notice. Some features shown may be optional.

Colors

Red	Neutral Zephyr Red
Navy	Neutral Zephyr Navy
Burgundy	Neutral Zephyr Burgundy
Forest	Neutral Zephyr Forest
Oceanside*	Super White Dark Teal Magenta Yellow
Firemist*	Super White Firemist Reuben Black
Starburst*	Super White Purple Starburst Yellow

* available on Interiors only



CARAVELLE

Caravelle Marine, Inc.
P.O. Box 1899 • Americus, GA. 31709
Phone: 912-924-1185 • Fax: 912-924-1030
Website: www.caravelleboats.com



Berwyn Marine Center, Inc.
6840 West Ogden Avenue
Berwyn, Illinois 60402
Phone: 708/788-0100