

CARAVELLE

*Experience the Excitement!*




# CARAVELLE



*Experience the Excitement!*





**PROTEC**  
ENGINE WARNING SYSTEM

- FULL ANALOG INSTRUMENTATION
- BACK-UP AUDIO VISUAL ENGINE WARNING SYSTEM
- OIL PRESSURE
- WATER TEMPERATURE
- VOLT METER
- ROCKER SWITCHES WITH POSITIONAL LIGHT INDICATORS
- WARNING SYSTEM
- TEST/RESET SWITCH
- AUTO CHIP FUSING

Seating Options		Engagement (Starboard/Port/Aft)				Royalte Series				Viva Series			
Designation	Arrangement	E181	E194	ESC206	ESC206	RC187	RC205	RC225	V170	V180	V180	V180	
LLJ	Lounge/Lounge/Jump	Std.	Std.	Opt.	Opt.	N/A	Opt.	N/A	Std.	Opt.	Std.	Opt.	
CLJ	Capt./Lounge/Jump	Opt.	Opt.	Opt.	Opt.	N/A	Std.	Opt.	N/A	N/A	N/A	N/A	
CCB	Capt./Cockpit/Bench	Opt.	Opt.	Opt.	Opt.	N/A	Std.	Opt.	N/A	N/A	N/A	N/A	
GLB	Capt./Lounge/Bench	N/A	N/A	N/A	N/A	N/A	N/A	N/A	Opt.	N/A	N/A	N/A	
LLB	Lounge/Lounge/Bench	N/A	N/A	N/A	N/A	N/A	N/A	N/A	Opt.	N/A	N/A	N/A	
CVB	Capt./Voyager/Bench	N/A	N/A	N/A	N/A	N/A	N/A	N/A	Opt.	N/A	N/A	N/A	

# CARAVELLE

Experience the Excitement!

**Authorized Dealer:**

CARAVELLE BOATS • 111 Mathews Drive • P.O. Box 1899 • Americus, Georgia 31709 • (912) 924-1188

### STANDARD FEATURES

- Full Analog Instrumentation with Deep Recessed Bezels: Speedometer, Tachometer, Trim, Oil Pressure, Water Temp., Voltage
- Protec: Back-Up, Audio-Visual Engine Warning System for Oil Pressure, Water Temp., Voltage with Test/Reset Switch
- AM/FM Stereo/Cassette
- Adjustable Driver's Seat
- Arm Rests

### OPTIONAL FEATURES

- Side & Aft Curtains
- Bow Tonneau
- Snap-On Walk-Thru Curtain

## ELEGANTE' ES190



SPECIFICATIONS		U.S.	METRIC
Centerline	17'3"	5.20m	
Beam	91"	2.31m	
Maximum HP	175		
Fuel Capacity	19 gal		
Weight	2,000	918kg	

### STANDARD FEATURES

- Full Analog Instrumentation with Deep Recessed Bezels: Speedometer, Tachometer, Water Temp., Voltage
- Protec: Back-Up, Audio-Visual Engine Warning System for Oil Pressure, Water Temp., Voltage with Test/Reset Switch
- AM/FM Stereo/Cassette
- Adjustable Driver's Seat
- Arm Rests

### OPTIONAL FEATURES

- Side & Aft Curtains
- Bow Tonneau
- Snap-On Walk-Thru Curtain

## ELEGANTE' E181



SPECIFICATIONS		U.S.	METRIC
Centerline	17'3"	5.20m	
Beam	91"	2.31m	
Maximum HP	175		
Fuel Capacity	19 gal		
Weight	2,000	918kg	

### STANDARD FEATURES

- Full Analog Instrumentation with Deep Recessed Bezels: Speedometer, Tachometer, Water Temp., Voltage
- Protec: Back-Up, Audio-Visual Engine Warning System for Oil Pressure, Water Temp., Voltage with Test/Reset Switch
- AM/FM Stereo/Cassette
- Adjustable Driver's Seat
- Arm Rests

### OPTIONAL FEATURES

- Side & Aft Curtains
- Bow Tonneau
- Snap-On Walk-Thru Curtain

### STANDARD FEATURES

- Full Analog Instrumentation with Deep Recessed Bezels: Speedometer, Tachometer, Trim, Oil Pressure, Water Temp., Voltage
- Protec: Back-Up, Audio-Visual Engine Warning System for Oil Pressure, Water Temp., Voltage with Test/Reset Switch
- Auto Chip Fusing
- Adjustable Driver's Seat
- AM/FM Stereo/Cassette
- Arm Rests

### OPTIONAL FEATURES

- Side & Aft Curtains
- Bow Tonneau
- Snap-On Walk-Thru Curtain

## ELEGANTE' E194



SPECIFICATIONS		U.S.	METRIC
Centerline	18'8"	5.72m	
Beam	91"	2.31m	
Maximum HP	200		
Fuel Capacity	31 gal		
Weight	2,130	963kg	

### STANDARD FEATURES

- Full Analog Instrumentation with Deep Recessed Bezels: Speedometer, Tachometer, Trim, Oil Pressure, Water Temp., Voltage
- Protec: Back-Up, Audio-Visual Engine Warning System for Oil Pressure, Water Temp., Voltage with Test/Reset Switch
- AM/FM Stereo/Cassette
- Adjustable Driver's Seat
- Arm Rests

### OPTIONAL FEATURES

- Side & Aft Curtains
- Bow Tonneau
- Snap-On Walk-Thru Curtain

## VIVA V170



SPECIFICATIONS		U.S.	METRIC
Centerline	16'9"	5.10m	
Beam	65"	1.65m	
Maximum HP	175		
Fuel Capacity	19 gal		
Weight	1,950	881kg	

### STANDARD FEATURES

- Full Analog Instrumentation with Deep Recessed Bezels: Speedometer, Tachometer, Trim, Oil Pressure, Water Temp., Voltage
- Protec: Back-Up, Audio-Visual Engine Warning System for Oil Pressure, Water Temp., Voltage with Test/Reset Switch
- AM/FM Stereo/Cassette
- Adjustable Driver's Seat
- Arm Rests

### OPTIONAL FEATURES

- Side & Aft Curtains
- Bow Tonneau
- Snap-On Walk-Thru Curtain

### STANDARD FEATURES

- Full Analog Instrumentation with Deep Recessed Bezels: Speedometer, Tachometer, Trim, Oil Pressure, Water Temp., Voltage
- Protec: Back-Up, Audio-Visual Engine Warning System for Oil Pressure, Water Temp., Voltage with Test/Reset Switch
- AM/FM Stereo/Cassette
- Adjustable Driver's Seat
- Arm Rests

### OPTIONAL FEATURES

- Side & Aft Curtains
- Bow Tonneau
- Snap-On Walk-Thru Curtain

## ELEGANTE' ES202



SPECIFICATIONS		U.S.	METRIC
Centerline	18'8"	5.72m	
Beam	91"	2.31m	
Maximum HP	200		
Fuel Capacity	31 gal		
Weight	2,160	976kg	

### STANDARD FEATURES

- Full Analog Instrumentation with Deep Recessed Bezels: Speedometer, Tachometer, Trim, Oil Pressure, Water Temp., Voltage
- Protec: Back-Up, Audio-Visual Engine Warning System for Oil Pressure, Water Temp., Voltage with Test/Reset Switch
- AM/FM Stereo/Cassette
- Adjustable Driver's Seat
- Arm Rests

### OPTIONAL FEATURES

- Side & Aft Curtains
- Bow Tonneau
- Snap-On Walk-Thru Curtain

## VIVA V180



SPECIFICATIONS		U.S.	METRIC
Centerline	18'8"	5.72m	
Beam	91"	2.31m	
Maximum HP	200		
Fuel Capacity	31 gal		
Weight	2,050	927kg	

### STANDARD FEATURES

- Full Analog Instrumentation with Deep Recessed Bezels: Speedometer, Tachometer, Trim, Oil Pressure, Water Temp., Voltage
- Protec: Back-Up, Audio-Visual Engine Warning System for Oil Pressure, Water Temp., Voltage with Test/Reset Switch
- AM/FM Stereo/Cassette
- Adjustable Driver's Seat
- Arm Rests

### OPTIONAL FEATURES

- Side & Aft Curtains
- Bow Tonneau
- Snap-On Walk-Thru Curtain

### STANDARD FEATURES

- Full Analog Instrumentation with Deep Recessed Bezels: Speedometer, Tachometer, Trim, Oil Pressure, Water Temp., Voltage
- Protec: Back-Up, Audio-Visual Engine Warning System for Oil Pressure, Water Temp., Voltage with Test/Reset Switch
- AM/FM Stereo/Cassette
- Adjustable Driver's Seat
- Arm Rests

### OPTIONAL FEATURES

- Side & Aft Curtains
- Bow Tonneau
- Snap-On Walk-Thru Curtain

## ELEGANTE' EC195



SPECIFICATIONS		U.S.	METRIC
Centerline	20'2"	6.15m	
Beam	91"	2.31m	
Maximum HP	260		
Fuel Capacity	31 gal		
Weight	2,630	1,098kg	

### STANDARD FEATURES

- Full Analog Instrumentation with Deep Recessed Bezels: Speedometer, Tachometer, Trim, Oil Pressure, Water Temp., Voltage
- Protec: Back-Up, Audio-Visual Engine Warning System for Oil Pressure, Water Temp., Voltage with Test/Reset Switch
- AM/FM Stereo/Cassette
- Adjustable Driver's Seat
- Arm Rests

### OPTIONAL FEATURES

- Side & Aft Curtains
- Bow Mirror with Storage
- Side & Aft Curtains

## ROYALE RC187



SPECIFICATIONS		U.S.	METRIC
Centerline	18'1"	5.51m	
Beam	96"	2.44m	
Maximum HP	200		
Fuel Capacity	31 gal		
Weight	2,350	1,053kg	

### STANDARD FEATURES

- Full Analog Instrumentation with Deep Recessed Bezels: Speedometer, Tachometer, Trim, Oil Pressure, Water Temp., Voltage
- Protec: Back-Up, Audio-Visual Engine Warning System for Oil Pressure, Water Temp., Voltage with Test/Reset Switch
- AM/FM Stereo/Cassette
- Adjustable Driver's Seat
- Arm Rests

### OPTIONAL FEATURES

- Side & Aft Curtains
- Bow Mirror with Storage
- Takedown Table

### STANDARD FEATURES

- Full Analog Instrumentation with Deep Recessed Bezels: Speedometer, Tachometer, Trim, Oil Pressure, Water Temp., Voltage
- Protec: Back-Up, Audio-Visual Engine Warning System for Oil Pressure, Water Temp., Voltage with Test/Reset Switch
- AM/FM Stereo/Cassette
- Adjustable Driver's Seat
- Arm Rests

### OPTIONAL FEATURES

- Side & Aft Curtains
- Bow Mirror with Storage
- Side & Aft Curtains

## ELEGANTE' ESC206



SPECIFICATIONS		U.S.	METRIC
Centerline	20'2"	6.15m	
Beam	91"	2.31m	
Maximum HP	260		
Fuel Capacity	31 gal		
Weight	2,660	1,194kg	

### STANDARD FEATURES

- Full Analog Instrumentation with Deep Recessed Bezels: Speedometer, Tachometer, Trim, Oil Pressure, Water Temp., Voltage
- Protec: Back-Up, Audio-Visual Engine Warning System for Oil Pressure, Water Temp., Voltage with Test/Reset Switch
- AM/FM Stereo/Cassette
- Adjustable Driver's Seat
- Arm Rests

### OPTIONAL FEATURES

- Side & Aft Curtains
- Bow Mirror with Storage
- Side & Aft Curtains

## ROYALE RC205



SPECIFICATIONS		U.S.	METRIC
Centerline	20'4"	6.20m	
Beam	96"	2.44m	
Maximum HP	260		
Fuel Capacity	69 gal		
Weight	2,460	1,112kg	

### STANDARD FEATURES

- Full Analog Instrumentation with Deep Recessed Bezels: Speedometer, Tachometer, Trim, Oil Pressure, Water Temp., Voltage
- Protec: Back-Up, Audio-Visual Engine Warning System for Oil Pressure, Water Temp., Voltage with Test/Reset Switch
- AM/FM Stereo/Cassette
- Adjustable Driver's Seat
- Arm Rests

### OPTIONAL FEATURES

- Side & Aft Curtains
- Bow Mirror with Storage
- Takedown Table
- Porta Potty


### STANDARD FEATURES

- Full Analog Instrumentation with Deep Recessed Bezels: Speedometer, Tachometer, Trim, Oil Pressure, Water Temp., Voltage
- Protec: Back-Up, Audio-Visual Engine Warning System for Oil Pressure, Water Temp., Voltage with Test/Reset Switch
- AM/FM Stereo/Cassette
- Adjustable Driver's Seat
- Arm Rests

### OPTIONAL FEATURES

- Side & Aft Curtains
- Bow Mirror with Storage
- Side & Aft Curtains

## DECKMATE D2400



SPECIFICATIONS		U.S.	METRIC
Centerline	24'	7.32m	
Beam	96"	2.44m	
Maximum HP	300		
Fuel Capacity	94 gal		
Weight	2,400	1,083kg	
Draft	10"	0.25m	


### STANDARD FEATURES

- Full Analog Instrumentation with Deep Recessed Bezels: Speedometer, Tachometer, Trim, Oil Pressure, Water Temp., Voltage
- Protec: Back-Up, Audio-Visual Engine Warning System for Oil Pressure, Water Temp., Voltage with Test/Reset Switch
- AM/FM Stereo/Cassette
- Adjustable Driver's Seat
- Arm Rests

### OPTIONAL FEATURES

- Side & Aft Curtains
- Bow Mirror with Storage
- Side & Aft Curtains

## ROYALE RC225



SPECIFICATIONS		U.S.	METRIC
Centerline	22'1"	6.73m	
Beam	96"	2.44m	
Maximum HP	300		
Fuel Capacity	69 gal		
Weight (205 V6)	3,690	1,673kg	

### STANDARD FEATURES

- Full Analog Instrumentation with Deep Recessed Bezels: Speedometer, Tachometer, Trim, Oil Pressure, Water Temp., Voltage
- Protec: Back-Up, Audio-Visual Engine Warning System for Oil Pressure, Water Temp., Voltage with Test/Reset Switch
- AM/FM Stereo/Cassette
- Adjustable Driver's Seat
- Arm Rests

### OPTIONAL FEATURES

- Side & Aft Curtains
- Bow Mirror with Storage
- Takedown Table
- Porta Potty