

CARAVELLE

Powerboats

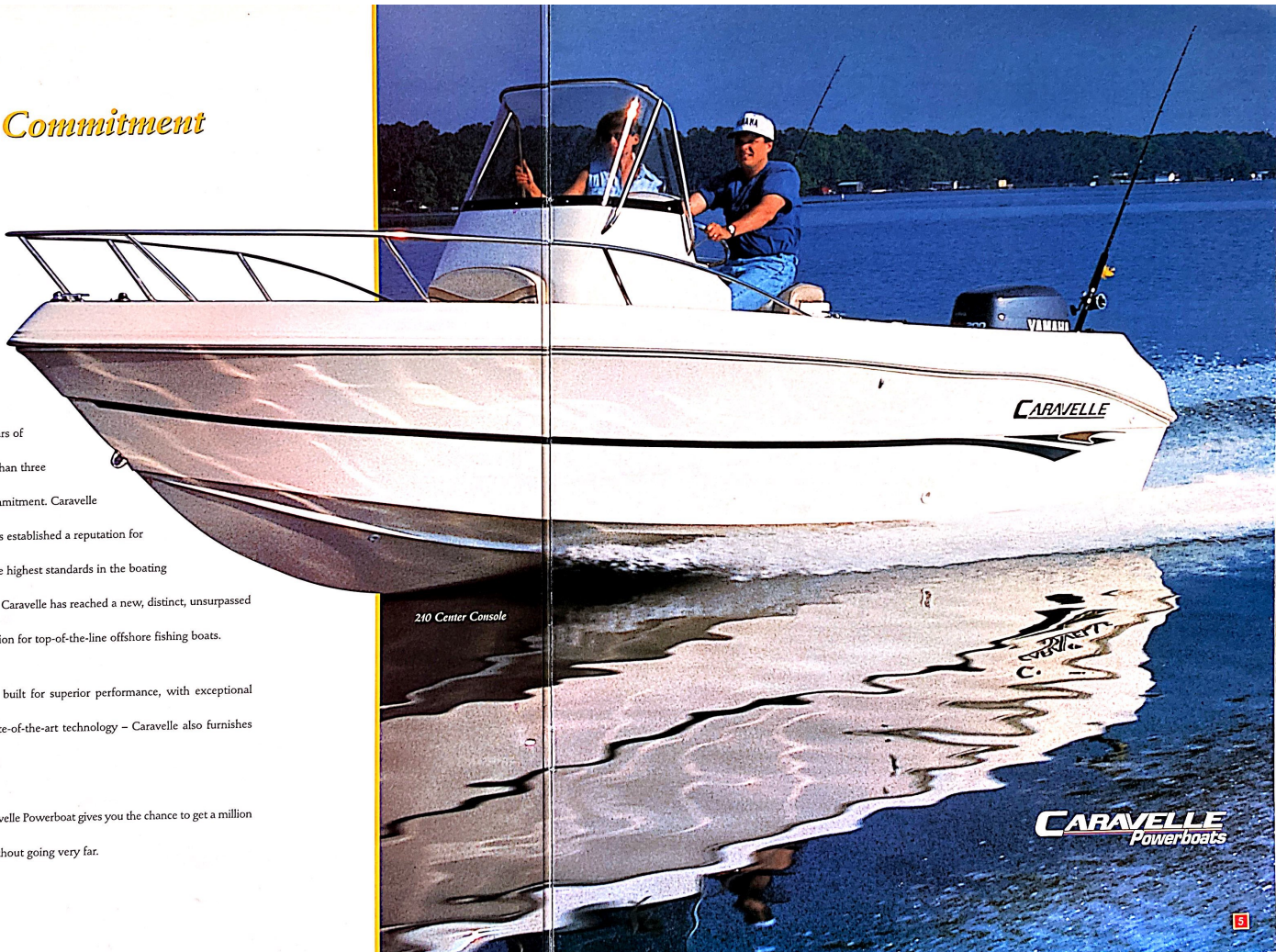


Our Commitment

Over thirty years of quality. More than three decades of commitment. Caravelle Powerboats has established a reputation for maintaining the highest standards in the boating industry. Now, Caravelle has reached a new, distinct, unsurpassed level of perfection for top-of-the-line offshore fishing boats.

Each model is built for superior performance, with exceptional design and state-of-the-art technology – Caravelle also furnishes peace-of-mind.

Owning a Caravelle Powerboat gives you the chance to get a million miles away without going very far.



240 Center Console

CARAVELLE
Powerboats

CARAVELLE Powerboats



Our Premium Gelcoat is a low VOC, UV resistant gelcoat that offers superior weather resistance to surface yellowing, fading and chalking. The potential for cracking and crazing is reduced because our premium gelcoat is more flexible than less expensive materials.

Our skin coat of fiberglass is applied with **AME 5000 Resin**, a vinyl ester blended resin that has a much greater blister resistance than standard marine resins. The AME 5000 Resin also shows less distortion and shrinkage than lesser quality resins and offers a smoother, shiner finish. We also use a specially formulated low-exothermic resin in the bulk layers of fiberglass. Compared to other resins that will sometimes cure at temperatures in excess of 200 degrees Fahrenheit, our bulk laminate cures at approximately 100 degrees Fahrenheit. This lower temperature also contributes to a better finish and less distortion.



Using multiple knitted materials has enabled our engineering team to design a laminate schedule that is second to none. The **Knytex™ Knitted Fiberglass Materials** used in production offer a better glass to resin ratio that results in a lighter yet stronger hull. Our fiberglass mat consists of 100% knitted materials (not woven roving). Knitted bi-axial, tri-axial and quadra-axial materials are

superior quality and offer greater strength in up to four axes (instead of two).

The **XL Marine Panel** by Greenwood Industries is used exclusively in our boats. XL Marine panel is a superior quality product and it carries a limited lifetime warranty against rot, decay, bleeding and delamination.

All Caravelle Offshore boats feature lightweight **Nidacore** as a core material for our fiberglass floors. Nidacore is a synthetic honeycomb material that provides strong and lightweight flooring.

Boats over twenty feet in length do not, according to the United States Coast Guard, require any flotation. Even so, every Caravelle Offshore boat features **closed-cell foam flotation** under the floor and in the sides. This foam flotation adds safety, strength and sound dampening.

For a more durable and stylish foundation, Caravelle Offshore boat urethons are equipped with **Plastic Seat Shells and Bases**. The **High Density Mildew-Resistant Foam** used in construction, is treated with biocides to protect against mildew and bacterial growth. Because this foam is extremely dense, it keeps its original shape. **Heavy Duty Expanded Vinyl**, with foam backing, provides excellent memory retention. For added protection from sun exposure and moisture, our vinyl is treated with ultraviolet and mildew inhibitors. All the upholstery in a Caravelle Offshore boat is finished with **Stainless Steel Staples** that add to its longevity and strength.



Stainless Steel Cleats with backing plates are attached with four bolts and lock-nuts. These high grade cleats will not corrode or twist.

Welded Stainless Steel Bow Rails are thru-bolted for your safety and convenience.

Heavy-Duty Rubber Rubrail offers protection against bumps better than aluminum rubrails.

Our color coordinated **Sunbrella™ Acrylic Canvas** stands up to the elements. It is the best marine material for protection against mildew, cracking and fading.


From top to bottom, inside and out, Caravelle Offshore boats set the standard for uncompromising quality construction.

The **Caravelle Name** represents over thirty years of superior craftsmanship. Our long standing history and reputation gives you the confidence that we'll be around for many more.



CARAVELLE
Powerboats

280







280 Center Console

The 280 Center Console is a serious fishing boat for serious fishermen. The Caravelle V24 Offshore hull handles the roughest offshore conditions with an amazingly soft, dry ride. The 280 comes with a standard bow pulpit, full width platform, and a 195 gallon fuel cell for long range excursions. Attention to detail is evidenced in the layout of the cockpit. When the action heats up, sportsmen will appreciate the abundant fish boxes, rod holders, and the transom work station that was designed with the fishermen in mind. Equipped with a pair of 225's, the 280 easily meets the demands of the most intense tournament angler who can count on the speed of this "rocket ship" to make it back in time to weigh in.

Specifications

280 Center Console
Centerline: 28'
Maximum Beam: 40"
Maximum Power (std): 250 hp.
Maximum Power (opt): 500 hp.
Fuel Capacity: 195 gal.
Weight w/o engine (approx.): 4500 lb.
Outboard Shaft Length: 25"





233 Walk Around


It's hardly surprising that the 233 Walk Around Cuddy is one of the most popular boats in the offshore lineup. Its multi-purpose design allows for maximum space in the cockpit and in the roomy cabin. It features a standard bow pulpit, full width platform and the Caravelle V24 Offshore hull that promises an exceptionally smooth ride. A 130 gallon fuel cell supplies fishing enjoyment all day long.

Specifications

233 Walk Around
 Centerline: 23'3"
 Maximum Beam: 102"
 Maximum Power (single): 250 hp
 Maximum Power (twin): 300 hp
 Fuel Capacity: 130 gal.
 Weight w/o engine (approx.): 3650 lb.
 Outboard Shaft Length: 25"



233



210 Center Console



230 Center Console

210 & 230

210 Center Console

The Caravelle 210 features a leaning post with a 25 gallon aerated baitwell, insulated fish box, gunwale rod holders, raw water washdown and large electronics box. Two transom doors, jump seats, enclosed head and boarding ladder add to the overall appeal of the 210. Easily trailerable, the 210 is large enough to handle the rough stuff while offering a unique blend of comfort, practicality, and performance.

230 Center Console

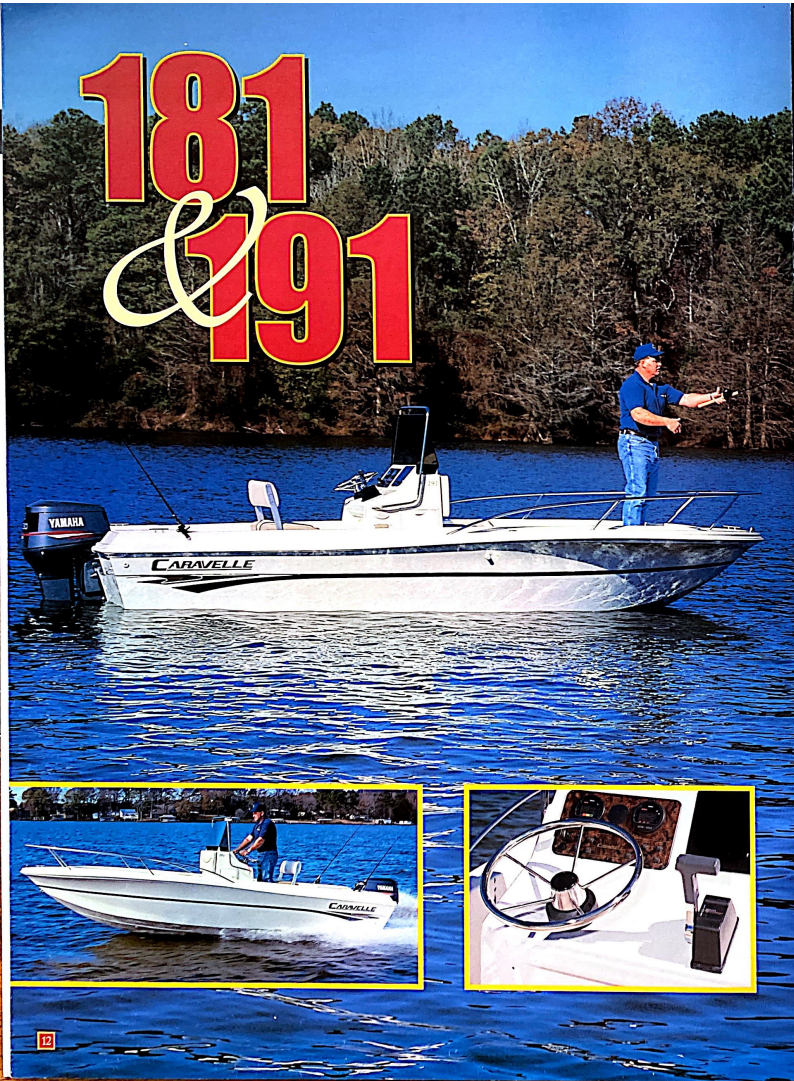
The 230 center console guarantees something special. Packed with standard features, the cockpit boasts a deluxe leaning post with stainless steel rod holders and a fully enclosed stand up head. The transom work station includes an aerated live well, freshwater shower with sink and a raw water washdown system. With a standard bow pulpit, full width platform, Caravelle V24 offshore hull and a 130 gallon fuel cell, the 230 is complete perfection.

Specifications

210 Center Console
 Centerline: 24'0"
 Maximum Beam: 402"
 Maximum Power: 225 hp.
 Fuel Capacity: 400 gal.
 Weight w/o engine (approx.): 3100 lb.
 Outboard Shaft Length: 25"

230 Center Console
 Centerline: 23'3"
 Maximum Beam: 402"
 Maximum Power (single): 250 hp.
 Maximum Power (twin): 300 hp.
 Fuel Capacity: 130 gal.
 Weight w/o engine (approx.): 3650 lb.
 Outboard Shaft Length: 25"

181 & 191



181 Center Console 191 Center Console

Devout fishermen possess a spirit of adventure, a need to explore, and a desire to chart new courses in unfamiliar waters. They want a boat they can rely on. The 181 or the 191 model is a perfect choice. Easily maneuverable in shallow waters, both make terrific bay boats. Featuring fully lined, self-bailing cockpits and large casting platforms, these rugged boats are loaded with standard features that include an insulated fish box, aerated baitwell and high speed pick up.

Specifications

181 Center Console
Centerline: 17'6"
Maximum Beam: 87"
Hull Draft (approx.): 12"
Maximum Power: 130 hp.
Fuel Capacity: 50 gal.
Weight w/o engine (approx.): 1400 lb.
Outboard Shaft Length: 20"

191 Center Console
Centerline: 19'4"
Maximum Beam: 87"
Hull Draft (approx.): 3"
Maximum Power: 150 hp.
Fuel Capacity: 50 gal.
Weight w/o engine (approx.): 1500 lb.
Outboard Shaft Length: 20"



Caravelle Powerboats Standard Features and Options

| | 280 | 233 | 230 | 210 | 191 | 181 |
|---|-----|-----|-----|------|-----|-----|
| Automatic bilge pump | S | S | S | S | S | S |
| Cabin deck hatch | | S | | | | |
| Cabin/Console interior lighting | S | S | S | S | | |
| Cabin/Console mirror | S | S | | | | |
| Closed cell foam flotation | S | S | S | S | S | S |
| Circuit breakers | S | S | S | S | S | S |
| Cockpit bolster cushions | S | S | S | O | | |
| Cockpit courtesy lights | S | S | S | | | |
| Cockpit shower | S | S | S | O | | |
| Cockpit vents under windshield | S | S | | | | |
| Compass | S | S | S | O | | |
| Concealed electric horn | S | S | S | S | S | S |
| Fish box - 5' w/overboard drain | 1 | 1 | 1 | | | |
| Fish box - other w/overboard drain | 3 | 2 | 3 | 1 | 1 | 1 |
| Freshwater system 9 gallon | S | S | S | O | | |
| Full transom with walk-thru door | S | S | S | (2)S | | |
| Heavy duty rubrail | S | S | S | S | S | S |
| Helm footrest | S | S | S | S | S | S |
| Instrumentation - fuel gauge | S | S | S | S | S | S |
| Instrumentation - speedometer | S | S | S | S | S | S |
| Instrumentation - tachometer | S | S | S | S | S | S |
| Instrumentation - trim indicator | S | S | S | S | | |
| Instrumentation - voltmeter | S | S | S | S | S | S |
| Integrated bow pulpit | S | S | S | | | |
| Anchor roller | S | S | S | S | S | S |
| Bait well - aerated | S | S | S | S | S | S |
| Lockable head compartment | S | S | S | | | |
| Lockable cabin door | | S | | | | |
| Marine head (self contained) | S | S | S | O | | |
| Molded fiberglass innerliner | S | S | S | S | S | S |
| Outboard motor bracket - full width | S | S | S | | | |
| Raw water washdown | S | S | S | S | | |
| Radio with AM/FM stereo cassette or CD player | O | O | O | O | O | O |
| Horizontal rod storage | S | S | S | S | S | S |
| Rod holders in gunwale | 4 | 4 | 4 | 4 | 2 | 2 |
| Rod holders in leaning post | 4 | 4 | | | | |
| Seating - custom leaning post | S | S | S | | | |
| Seating - 2 pedestal w/cushion | | S | | | S | S |
| Seating - foredeck cushion | S | S | S | S | S | S |
| Seating - forward console cushion | S | S | O | S | S | S |
| Seating - bow position | O | O | O | O | O | O |
| Seating - port and starboard box cushions | | S | | | | |
| Stainless steel bow rail | S | S | S | S | S | S |
| Self bailing cockpit | S | S | S | S | S | S |
| Stainless steel center console rail | S | S | S | S | S | S |
| Stainless steel springline cleats | S | S | S | | | |
| Stainless steel steering wheel | S | S | S | S | S | S |
| Steering - hydraulic | S | S | S | O | | |
| Steering - non-feed back mechanical | | | | S | S | S |
| Storage - anchor locker | S | S | S | S | S | S |
| Electronics box | S | S | S | S | S | S |
| Drive platform | S | S | S | | | |
| Tackle box (built in) | S | S | S | O | O | O |
| Transom work station | S | S | S | | | |
| Trim tabs | S | S | S | O | | |
| Tilt steering | O | O | O | O | O | O |
| T-top with rocket launchers | O | O | O | | | |
| Top - bimini | O | O | O | O | O | O |
| Window - opening with screen | 1 | 2 | 1 | | | |
| Windscreens - tinted plexiglass | S | S | S | S | S | S |
| Windshield - tempered glass | S | S | S | S | S | S |
| Dual battery switch | S | S | S | O | | |
| Boarding Ladder | | | | S | | |
| Jump seat cushions and backrest | | | | S | | |
| Remote oil tank fill | S | S | S | S | | |

Specifications and features are subject to change without notice. Some features shown may be optional.

CARAVELLE
Powerboats

P.O. Box 1899 • Americus, GA. 31709
Phone: 912-924-1185 • Fax: 912-924-1030
Website: www.caravelleboats.com