

**CARAVELLE**

1 9 9 5







**F**rom the moment of introduction, the 1995 Caravelles have generated excitement. The expressive styling, the superior craftsmanship and the outstanding value have captured the attention of the most important critics of all...our customers.

As you preview the newest Caravelles in the following pages, we hope that you will catch a glimpse of what thousands are already enjoying each time they visit the water. We invite you to experience the excitement of...

**CARAVELLE®**



Caravelle's commitment to quality begins with the original concept and design and continues throughout the hand-crafted process. To produce a Caravelle, custom formulated gelcoat is first applied to precise specifications. Every hull

receives a skin coating of fiberglass, followed by multiple layers of hand-laid combo mat (woven roving and glass fiber combination) that overlap at the keel and the chine. Although the use of hand-laid materials in our hulls is more time consuming than the use of chopped



strand, this allows us to produce a more consistent laminate in our boats. In our upholstery department, we



begin with a heavy-duty, expanded vinyl that is treated with mildew and ultraviolet inhibitors. Our lounge seats and captains chairs are not only comfortable, they are extremely durable



because they are made out of plastic. Caravelle also uses Sunbrella® acrylic canvas and twenty ounce marine carpeting that will look better over time than less expensive materials.

Our stainless steel fasteners and rails are thru-bolted and reinforced for maximum



strength to offer years of dependable service. All power plants are installed with precise measurements for optimum performance.



Quality assurance at Caravelle is motivated by our desire for customer satisfaction, and our Five Year Structural Warranty guarantees it.







CARAVELLE

Caravelle 1750 SE Bow Rider





< **Comfortable** seats invite you to experience the performance of the 1750 SE.



*Thoughtful lines provide a graceful yet slightly aggressive stance.*

## 1750 SE Bow Rider

Over the past few years, Caravelle has been setting the standard for seventeen foot runabouts. While others continually remove features to "keep the price down", Caravelle continues to add thoughtful details that provide comfort and beauty. As you enter the 1750 SE you will notice the graceful lines of the exterior are complemented by the detailing in the interior. You will appreciate the extra depth in the bow rider area (especially if you have younger passengers) with its curved interior panels and full-length stainless steel bow rails.



**Instrumentation** in the 1750 SE includes critical engine monitoring gauges as well as a tachometer, speedometer, and a trim indicator gauge.

### **Specifications**

Centerline: 17'4" / 5.28 m  
Maximum Beam: 85" / 2.16 m  
Standard Engine: 3.0 liter  
Fuel Capacity: 20 gal. / 78 liter  
Weight (approx): 2000 lb. / 904 kg.





Caravelle 1900 SE Bow Rider and Cuddy Cabin





Welcome the open feeling as you enter the 1900 SE cuddy cabin through the large cabin door.

Hand-crafted interiors offer luxury and durability in the 1900 SE bow rider.

## 1900 SE Bow Rider and Cuddy Cabin

When Caravelle unveiled the 1900 SE in 1994, we knew we had a winner. The "curb appeal" of these boats attracted buyers everywhere and invited them to take a closer look. Those same buyers were obviously impressed because the 1900 SE quickly became the best selling boat in the Caravelle product line. Not content to leave well enough alone, we enhanced both the cockpit and cabin interiors for 1995 with new rich colors and materials. And because elegant styling and exceptional performance don't always come with a high price tag, the 1900 SE is a boat you can afford to get excited about.

### Specifications

Centerline: 19'0" / 5.79 m  
 Maximum Beam: 92" / 2.34 m  
 Maximum Engines: 5.0 liter  
 Fuel Capacity: 30 gal / 117 liter  
 Weight (approx): 2400 lbs. / 1085 kg.



Attractive and functional, the stainless steel bow rail enhances the beauty of the 1900 SE.







Caravelle 1900 SE Fish and Ski



## 1750 SE Fish & Ski 1900 SE Fish & Ski

Only a few short years ago, it was difficult to find a stern drive runabout that could double as a fishing boat. When we introduced the Caravelle fish and skis, boat buyers had another choice. Unlike shallow bass boat fish and skis, a Caravelle is deep and secure. Conversion is easy. The seats and cushions are lightweight and easily fit in one of the generous, built-in storage compartments.

### Specifications 1750 SE

Centerline: 17'4" / 5.28 m  
Maximum Beam: 85" / 2.16 m  
Standard Engine: 3.0 liter  
Fuel Capacity: 20 gal / 78 liter  
Weight (approx): 2000 lb / 904 kg

### Specifications 1900 SE

Centerline: 19'0" / 5.79 m  
Maximum Beam: 92" / 2.34 m  
Maximum Engine: 5.0 liter  
Fuel Capacity: 30 gal / 117 liter  
Weight (approx): 2400 lb / 1085 kg

*Durable yet light weight fishing seats are easily removed and stored for skiing or cruising >*


*Relax and enjoy an early morning of fishing in the 1750 SE fish and ski.*



*Generous rear casting deck on the 1900 is perfect for landing the "big ones".*







Caravelle Legend 209 Bow Rider






## Legend 209 Bow Rider

Timeless beauty, elegant luxury and superior performance - each was an uncompromising goal in the creation of the all new Legend 209. Here is a boat immediately recognizable as a luxury runabout. The flowing exterior lines suggest elegance without flamboyance. Interior space has been maximized with a spacious 102 inch beam. The Legend 209 also offers precise handling, confidence inspiring stability and comfort even at high speeds.

### Specifications

Centerline: 20'6" / 6.25 m  
Maximum Beam: 102" / 2.59 m  
Maximum Engines: 5.8 liter  
Fuel Capacity: 36 gal. / 140 liter  
Weight (approx): 3000 lb. / 1356 kg.



Spacious and luxurious, the interior of the Legend 209 assures ample room for passengers and generous storage for any items you may need on your excursion.

Quickly getting from point "A" to point "B" is no problem for the Legend 209.







CARAVELLE

INTERCEPTOR

Caravelle Interceptor 232 Bow Rider





Powerful engine choices up to 7.4 liters offer pulse quickening performance.

## Interceptor 232 Bow Rider

The Caravelle design team always looks forward to starting with a clean sheet of paper - a totally new boat. The Interceptor 232 was such a project. Design a twenty-three foot boat that has an aggressive profile. Achieve a substantial presence by giving it a one hundred inch beam. Complement the deeply sculpted exterior lines with flowing curves of brilliant color in the interior. Mission accomplished. The Interceptor 232 is a boat that will excite you even before your hand touches the throttle.

### Specifications

Centerline: 23'0" / 7.01 m  
Maximum Beam: 100" / 2.54 m  
Maximum Engine: 7.4 liter  
Fuel Capacity: 36 gal / 140 liter  
Weight (approx): 3000 lb. / 1356 kg.

*Flowing curves in the standard sport interior compliment the sculpted exterior lines.*





## 1995 Caravelle Color Options

### Exterior Colors



Navy



Burgundy



Dark Teal



Red



Ultra Black

### Interior Colors



Surf  
Smoke  
Signal



Surf  
Smoke  
Burgundy



Surf  
Smoke  
Dark Teal



Surf  
Smoke  
Imperial



Surf  
Smoke  
Imperial


### Interceptor 232 Colors



Oceanside



Firemist

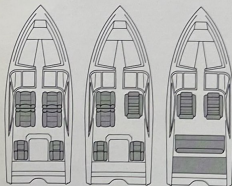


Super White  
Dark Teal  
Magenta  
Yellow



Super White  
Imperial  
Firemist  
Yellow

## Seating Options



Lounge  
Lounge  
Convertible Jump

Captain  
Lounge  
Convertible Jump

Captain  
Captain  
Bench/Sundeck

## Accessories



Standard convertible top.



Optional bow cover and cockpit cover.



Optional side and aft curtains.



Optional preferred option package includes:  
Adjustable tilt steering  
Kenwood® digital stereo with 4 speakers and clock  
Humminbird® digital depth sounder with alarm

## 1995 Caravelle Standard Features and Options

	S - Standard	O - Optional	1750 BR	1900 BR	1900 CC	1750 FS	1900 FS	209 BR	232 BR
Custom dash with backlit instrumentation	S	S	S	S	S	S	S	S	S
Trim indicator	S	S	S	S	S	S	S	S	S
Fuel gauge	S	S	S	S	S	S	S	S	S
Oil pressure gauge	S	S	S	S	S	S	S	S	S
Speedometer	S	S	S	S	S	S	S	S	S
Tachometer	S	S	S	S	S	S	S	S	S
Volts meter	S	S	S	S	S	S	S	S	S
Water temperature gauge	S	S	S	S	S	S	S	S	S
Hour meter		S					S	S	S
Twelve volt receptacle								S	S
Humminbird® digital depth sounder with alarm	O	O	O	O	O	O	O	O	O
Circuit breakers	S	S	S	S	S	S	S	S	S
AM/FM stereo cassette player with two speakers	S	S	S	S	S	S	S	S	S
Digital AM/FM stereo cassette player with four speakers and clock	O	O	O	O	O	O	O	O	O
Tilt steering	O	O	O	O	O	O	O	O	O
Power trim & tilt	S	S	S	S	S	S	S	S	S
Concealed electric horn	S	S	S	S	S	S	S	S	S
Cockpit courtesy lights								S	S
Insulated ice box with overboard drain	S	S				S	S	S	S
Portable ice chest			S						
Two tier drink holders	S	S	S	S	S	S	S	S	S
Clear curved full glass windshield	S	S	S	S	S	S	S	S	S
Adjustable driver's seat	S	S	S	S	S	S	S	S	S
Convertible jump seats	S	S	S					S	
Bench seating with sundeck	O	O				S	S	O	S
Bow filler cushion	O	O				O	O	O	O
Interior arm rests			S				S	S	S
Interior grab rails	S	S	S	S	S	S	S	S	S
Side panel storage	S	S	S	S	S	S	S	S	S
Carpeted low storage compartments	S	S				S	S	S	S
In floor storage with ventilated hinged lid	S	S				S	S	S	S
Locking glove box	S	S				S	S	S	S
Convertible top and boot	S	S		S	S	S	S	S	S
Bow cover	O	O		O	O	O	O	O	O
Side & aft curtains	O	O		O	O	O	O	O	O
Cockpit cover	O	O		O	O	O	O	O	O
Walk thru curtain	O	O		O	O	O	O	O	O
Open exhaust (straight or switchable)								O	O
Thru-bolted custom stainless steel bow rails	S	S	S	S	S	S	S	S	S
Thru-bolted stainless steel cleats & ski tow	S	S	S	S	S	S	S	S	S
Thru-bolted two step stainless steel swim ladder & handrail	S	S	S	S	S	S	S	S	S
Integral swim platform with "diamond-step" non-skid surface	S	S	S	S	S	S	S	S	S
Cabin lighting			S						
Deck hatch			S						
Locking cabin door			S						
Porta potty			O						
Aerated live well						S	S		
Bow panel with live well switch & 12/24 volt ready wire trolling motor plug						S	S		
Trolling motor mounting area						S	S		
Two removable fishing chairs with pedestals						S	S		
Removable carpeted low insert for forward fishing chair						S	S		
Removable low cushions						S	S		
Removable low light						S	S		
Removable sundeck pad						S	S		
Trolling motor battery tray						S	S		

Specifications and features subject to change without notice.  
Some features shown may be optional.

© Copyright 1995 Caravelle Boats, Inc.  
P.O. Box 1899 Americus, Georgia, 31709  
912-924-1185 Fax: 912-924-1030

# CARAVELLE®

1995



CARAVELLE BOATS, INC. P. O. BOX 1899 AMERICUS, GA. 31709 912-924-1185

