

CARAVELLE

Powerboats



2 0 0 0

Every year, more people experience the excitement of owning a Caravelle Powerboat. Caravelle Powerboats provide the performance and comfort you want, and the quality you need.

For over thirty years, Caravelle has combined superior craftsmanship, the finest materials, and innovative designs to deliver satisfying and trouble-free boating pleasure.

Better Materials

We use only the highest quality materials available. From the first layer of gelcoat to the last stainless steel bolt, your Caravelle Powerboat represents the finest in materials and components, built to the most exacting standards for dependable, high performance.

Better Designs

Every design element is a careful consideration of comfort, convenience, performance, and styling. Caravelle embodies creative hull design and thoughtful detail for the ultimate boating experience, from handling and passenger safety to innovative features that complete your enjoyment of every day on the water.

What does that mean for you?


Better Boats



CARAVELLE
Powerboats

Better Materials

Caravelle's premium UV resistant gelcoat guards against surface yellowing, fading, and chalking. This gelcoat is more flexible than less expensive materials, reducing the potential for cracking and crazing.




The skin coat of fiberglass is applied with AME 5000 Resin, a vinyl ester blended resin with the best blister resistance in the marine industry.



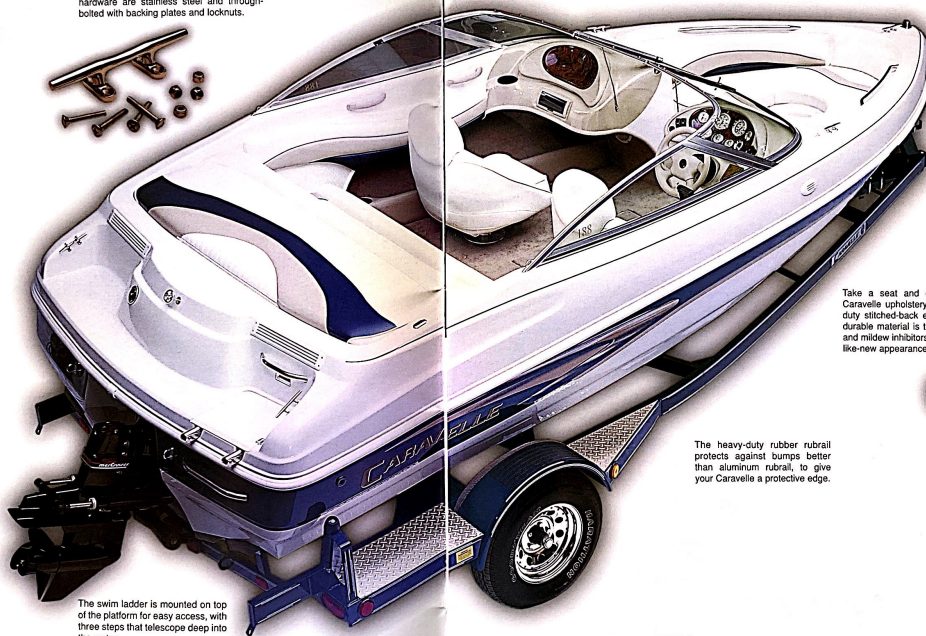
Caravelle's fiberglass mat consists of 100% Knytex fiberglass materials. This material absorbs less resin than woven roving for greater strength with less weight.



Nidacore, a lightweight synthetic honey-comb material, furnishes a strong and lightweight foundation for fiberglass floors, featured in our larger sport boats.



Cleats, ski tows, and other stress-related hardware are stainless steel and through-bolted with backing plates and locknuts.




The swim ladder is mounted on top of the platform for easy access, with three steps that telescope deep into the water.

Better materials make better boats, and Caravelle uses only the best. From the outside in, Caravelle Powerboats represent reliability and excellence in both components and construction.

One piece stainless steel windshield supports provide strength and stability.


Stainless steel bow rails are welded, through-bolted, and strategically placed for safety and convenience.



Caravelle seating is built on light-weight plastic seat shells and bases that repel water and dry faster. All cushions are finished with stainless steel staples for rust-free wear.



Take a seat and enjoy the ride! All Caravelle upholstery is made with heavy duty stitched-back expanded vinyl. This durable material is treated with ultraviolet and mildew inhibitors to preserve that just-like-new appearance.




All seats are cushioned with high density mildew resistant foam that will maintain its original shape.

The heavy-duty rubber rubrail protects against bumps, better than aluminum rubrail, to give your Caravelle a protective edge.



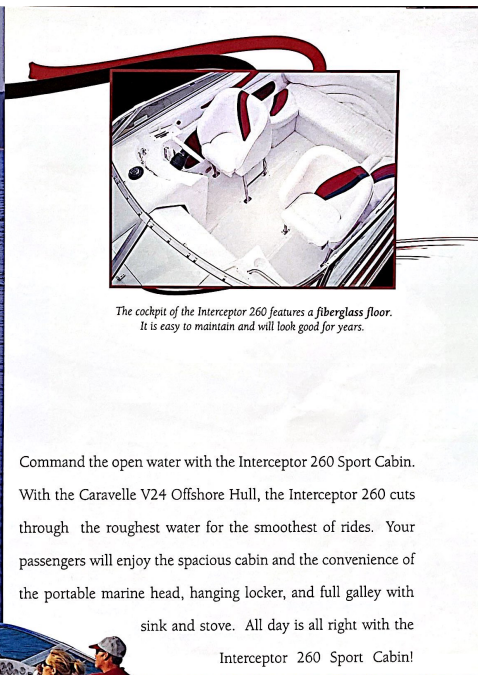
The Caravelle fiberglass stringer system is foam-filled for excellent support and durability. Closed-cell foam flotation - standard on every Caravelle Powerboat, regardless of length - enhances safety, strength, and sound dampening.



Caravelle offers a choice of power plants, installed with precise measurements for optimum performance.



260 INTERCEPTOR Sport Cabin



The cockpit of the Interceptor 260 features a fiberglass floor. It is easy to maintain and will look good for years.


Command the open water with the Interceptor 260 Sport Cabin. With the Caravelle V24 Offshore Hull, the Interceptor 260 cuts through the roughest water for the smoothest of rides. Your passengers will enjoy the spacious cabin and the convenience of the portable marine head, hanging locker, and full galley with sink and stove. All day is all right with the Interceptor 260 Sport Cabin!




Specifications

- Centerline: 25'7"
- Maximum Beam: 8'0"
- Maximum Engine: 470 HP
- Fuel Capacity: 80 gal.
- Deadrise: 24°
- Weight (approx.): 4300 lb






260 INTERCEPTOR Bow Rider



Specifications

- Centerline: 25'7"
- Maximum Beam: 8'0"
- Maximum Engine: 470 HP
- Fuel Capacity: 80 gal.
- Deadrise: 24°
- Weight (approx.): 4300 lb




The Caravelle V24 Offshore Hull is a premium performer for big water boats, with an aggressive 24 degree deadrise that cuts through rough water for a smooth ride.



Stretch out — enjoy the spacious bow in the Interceptor 260 Bow Rider. Take on the toughest waves — the Caravelle V24 Offshore Hull makes the ride pure joy! In addition, this model offers abundant storage and an enclosed portable marine head. The Interceptor 260 combines performance and luxury in a sporty package you can't resist.




The Caravelle WideTrack Hull represents design excellence inside and out. This hull gives the 240 a wide footprint on the water, for outstanding stability and a smooth ride. As an added bonus, the WideTrack design also offers generous interior space.



The Caravelle 240 Bow Rider is the only bow rider of its size with a walk-through cabin complete with all the amenities -- galley with sink and stove, hanging locker, marine head, two jump seats, and more. This versatile layout, combined with the comfort, styling, and quality of a Caravelle Powerboat, offers the ultimate in all day boating.

The 240 Cuddy Cabin offers the same benefits, with added space in a comfortable, well-appointed cabin. Either way, you're ready for perfect, all-day pleasure boating.




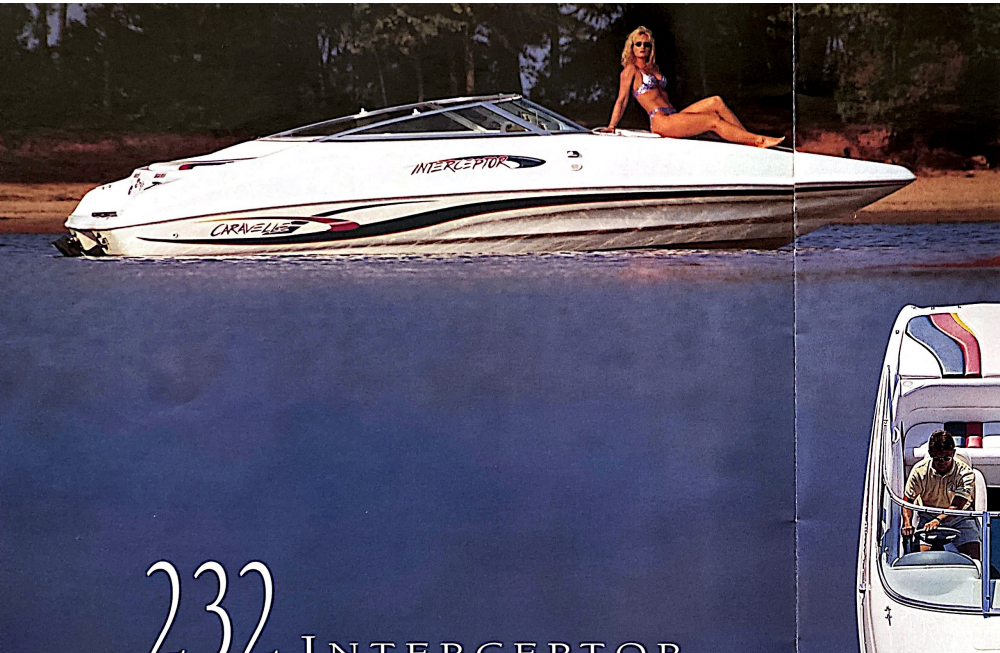
240 Bow Rider & Cuddy Cabin



Specifications

- Centerline: 23'7"
- Maximum Beam: 8'6"
- Maximum Engine: 415 HP
- Fuel Capacity: 60 gal.
- Deadrise: 21°
- Weight (approx): 4050 lb.





The roomy bench seat lifts for extra storage of those long items. The fiberglass bench seat base is molded into the deck for a solid, more comfortable ride.

232 INTERCEPTOR Sport Cabin




First impressions are important. The dramatic lines of the Interceptor 232 Sport Cabin command your attention. A powerful V-8 engine combined with an efficient hull design delivers supreme handling and responsiveness. Inside that sleek exterior is a roomy and comfortable cabin, perfect to escape the sun.

Specifications

- Centerline: 23'0"
- Maximum Beam: 8'4"
- Maximum Engine: 385 HP
- Fuel Capacity: 50 gal.
- Deadrise: 20°
- Weight (approx): 3200 lb.






The Caravelle Sport Interior is standard on all models. This roomy design with two bucket seats and a bench seat with sundeck provides forward facing seating for six in the cockpit, and an amazing amount of convenient storage space.





232 INTERCEPTOR Bow Rider

Specifications

- Centerline: 23'0"
- Maximum Beam: 8'4"
- Maximum Engine: 385 HP
- Fuel Capacity: 36 gal.
- Deadrise: 20°
- Weight (approx): 3000 lb.



The Interceptor 232 Bow Rider is pure driving excitement. Like all of the Interceptor series, this boat looks great, performs great, and when equipped with switchable open exhaust, sounds great. The spacious bow area and sport interior provide comfortable seating for all aboard!



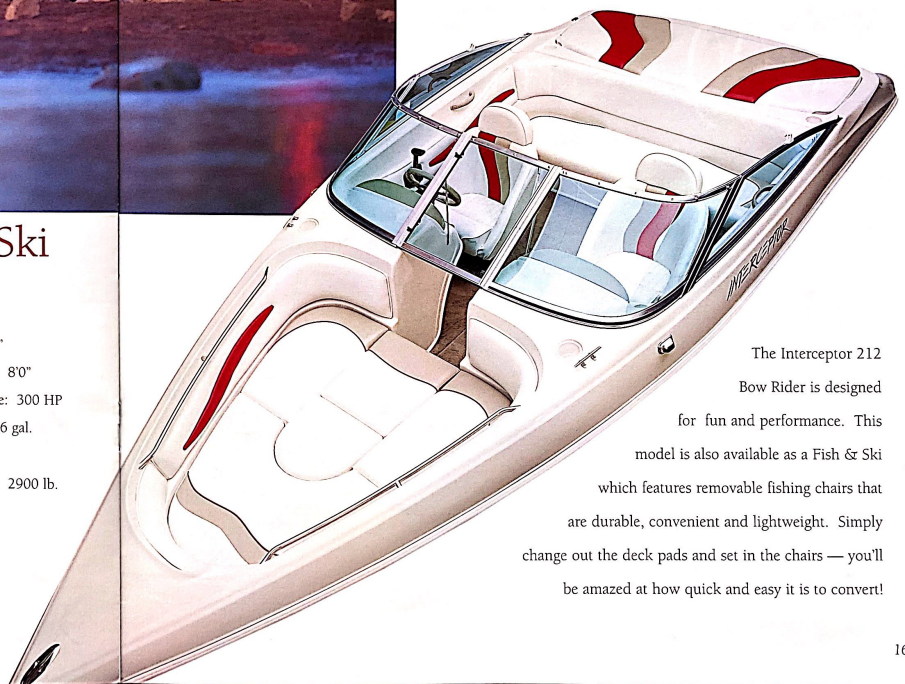
The Caravelle XPV Hull has an eXtended running surface (for quick planing ability and minimal bow rise during take-off), a Pad bottom (for high top-end speed), and a deep Vee (for a smooth ride).

212 INTERCEPTOR

Bow Rider/Fish & Ski

Specifications

- Centerline: 21'0"
- Maximum Beam: 8'0"
- Maximum Engine: 300 HP
- Fuel Capacity: 36 gal.
- Deadrise: 20°
- Weight (approx): 2900 lb.



The Interceptor 212 Bow Rider is designed for fun and performance. This model is also available as a Fish & Ski which features removable fishing chairs that are durable, convenient and lightweight. Simply change out the deck pads and set in the chairs — you'll be amazed at how quick and easy it is to convert!



Caravelle's engineers transferred most of the 209's wide beam to the interior of the boat, and you'll enjoy every square inch of the wide cockpit! The bench seat is wide enough to comfortably seat four adults.

Specifications
209 Bow Rider

- Centerline: 20'6"
- Maximum Beam: 8'6"
- Maximum Engine: 300 HP
- Fuel Capacity: 36 gal.
- Deadrise: 18"
- Weight (approx): 2900 lb.





Specifications
209 Cuddy Cabin

- Centerline: 20'6"
- Maximum Beam: 8'6"
- Maximum Engine: 300 HP
- Fuel Capacity: 50 gal.
- Deadrise: 18"
- Weight (approx): 3000 lb.

Caravelle capitalizes on space in the 209 Bow Rider and Cuddy Cabin. The wide cockpit has plenty of room for passengers. The spacious sundeck conceals a storage area large enough to accommodate a knee board and the bench seat lifts for even more convenient storage to stow your gear.

209 Bow Rider & Cuddy Cabin





Caravelle puts the space where you'll use it the most. The roomy bow is complemented with convenient details like two-tier drink holders and stainless steel bow rails.


The 188 Bow Rider and Fish & Ski models are full size 18-foot boats, with an 8-foot beam and features you'll appreciate. Side panel and in-floor storage and a built-in cooler complement the standard items you'll find on every Caravelle powerboat.

With a Caravelle 188 Fish & Ski, you can have a great fishing boat without sacrificing the looks and comfort of a great sport boat!



188 Bow Rider/Fish & Ski

188 Fish & Ski converted for skiing



Specifications

- Centerline: 18'0"
- Maximum Beam: 8'0"
- Maximum Engine: 210 HP
- Fuel Capacity: 30 gal.
- Deadrise: 20°
- Weight (approx): 2500 lb.



Specifications

Centerline: 17'4"
Maximum Beam: 7'2"
Maximum Engine: 135 HP
Fuel Capacity: 20 gal.
Deadrise: 18°
Weight (approx): 2100 lb.



Caravelle furnishes removable fishing chairs for every Fish & Ski model, in addition to the coordinating cockpit chairs. Designed for fishing, they are lightweight and easy to stow away when it's time to ski!

Easy to handle and fun to drive — that's the Caravelle 176 Bow Rider or Fish & Ski. Both models offer a surprising amount of interior space.

The 176 Bow Rider and Fish & Ski are fully equipped and fully upholstered, with the same materials and attention to detail found in larger Caravelle powerboats. You won't sacrifice looks or comfort for practicality with a Caravelle Fish & Ski!



176 Bow Rider/Fish & Ski



176 Fish & Ski converted for fishing



176 Fish & Ski converted for skiing





195

Cuddy Cabin

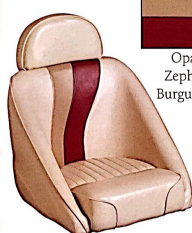
The Caravelle 195 Cuddy Cabin is a mid-size powerboat with convenient cabin space. With the standard sundeck seating, this boat is as sporty as it is functional.

Specifications


- Centerline: 19'0"
- Maximum Beam: 92"
- Maximum Engine: 210 HP
- Fuel Capacity: 30 gal.
- Deadrise: 20°
- Weight (approx): 2500 lb.



Interior Colors



Opal Zephyr Burgundy



Opal Zephyr Navy



Opal Zephyr Black




Opal Zephyr Forest




Super White*
Dark Teal
Magenta
Yellow

*only available on Interceptor models


Exterior Colors




Opal/Burgundy




Opal/Navy



Opal/Sandstone



Opal/Red



Opal/Forest



White/Firemist*




White/Oceanside*

CARAVELLE Powerboats

	260CC	260BR	240CC	240BR	232SC	232BR	212FS	212BR	209CC	209BR	195CC	188FS	188BR	176FS	176BR
Electrical Features															
Custom dash with full instrumentation (includes: trim indicator, fuel gauge, oil pressure gauge, speedometer, tachometer, voltmeter, water temperature gauge)	S	S	S	S	S	S	S	S	S	S	S	S	S	S	S
Hour meter	S	S	S	S	S	S	S	S	S	S	S	S	S	S	S
Twelve volt receptacle	S	S	S	S	S	S	S	S	S	S	S	S	S	S	S
Digital depth sounder	S	S	S	S	S	S	S	S	S	S	S	S	S	S	S
Stereo cassette with 2 speakers	S	S	S	S	S	S	S	S	S	S	S	S	S	S	S
Sony CD player with 4 speakers	S	S	S	S	S	S	S	S	S	S	S	S	S	S	S
Concealed electric horn	S	S	S	S	S	S	S	S	S	S	S	S	S	S	S
Electronic switchable open exhaust	O	O	O	O	O	O	O	O	O	O	O	O	O	O	O
Cockpit Features															
Adjustable tilt steering	S	S	S	S	S	S	S	S	S	S	O	O	O	O	O
Two tier drink holders	S	S	S	S	S	S	S	S	S	S	S	S	S	S	S
Cooler	S	S	S	S	S	S	S	S	S	S	S	S	S	S	S
Port glovebox	S	S	S	S	S	S	S	S	S	S	S	S	S	S	S
Cockpit courtesy lights	S	S	S	S	S	S	S	S	S	S	S	S	S	S	S
Adjustable driver's seat	S	S	S	S	S	S	S	S	S	S	S	S	S	S	S
Bench seating with sundeck	S	S	S	S	S	S	S	S	S	S	S	S	S	S	S
U-shaped seating with sundeck	S	S	S	S	S	S	S	S	S	S	S	S	S	S	S
Fiberglass bench base	S	S	S	S	S	S	S	S	S	S	S	S	S	S	S
Bow filler cushion	S	S	S	S	S	S	S	S	S	S	S	S	S	S	S
Interior grab rails	S	S	S	S	S	S	S	S	S	S	S	S	S	S	S
Full fiberglass cockpit liner	S	S	S	S	S	S	S	S	S	S	S	S	S	S	S
Side panel storage	S	S	S	S	S	S	S	S	S	S	S	S	S	S	S
Bow storage compartments	S	S	S	S	S	S	S	S	S	S	S	S	S	S	S
In-floor storage	S	S	S	S	S	S	S	S	S	S	S	S	S	S	S
Cabin Features															
Locking cabin door	S	S	S	S	S	S	S	S	S	S	S	S	S	S	S
Portable marine head	S	S	S	S	S	S	S	S	S	S	S	S	S	S	S
Deck hatch	S	S	S	S	S	S	S	S	S	S	S	S	S	S	S
Cabin lighting	S	S	S	S	S	S	S	S	S	S	S	S	S	S	S
V-Berth storage	S	S	S	S	S	S	S	S	S	S	S	S	S	S	S
Cabin galley (includes: sink, faucet, 9-gallon water supply, alcohol stove)	S	S	S	S	S	S	S	S	S	S	S	S	S	S	S
Hanging locker	S	S	S	S	S	S	S	S	S	S	S	S	S	S	S
Exterior Features															
Welded stainless steel bow rails	S	S	S	S	S	S	S	S	S	S	S	S	S	S	S
Stainless steel cleats & ski tow	S	S	S	S	S	S	S	S	S	S	S	S	S	S	S
Three step stainless steel swim ladder	S	S	S	S	S	S	S	S	S	S	S	S	S	S	S
Built in anchor locker	S	S	S	S	S	S	S	S	S	S	S	S	S	S	S
Sunbrella™ convertible top & boot	S	S	S	S	S	S	S	S	S	S	S	S	S	S	S
Sunbrella™ bow cover	O	O	O	O	O	O	O	O	O	O	O	O	O	O	O
Sunbrella™ side & aft curtains	O	O	O	O	O	O	O	O	O	O	O	O	O	O	O
Sunbrella™ cockpit cover	O	O	O	O	O	O	O	O	O	O	O	O	O	O	O
Sunbrella™ Bimini top	O	O	O	O	O	O	O	O	O	O	O	O	O	O	O
Sunbrella™ walk-thru curtain	O	O	O	O	O	O	O	O	O	O	O	O	O	O	O
Fish & Ski Features															
Fish & Ski Package (includes: bow panel pre-wired for a trolling motor, removable fishing chairs with pedestals, removable bow insert, rod storage rack, removable bow cushions, removable sun-deck pad, aerated livewell, & battery tray)							S				S			S	
Digital fish finder							O				O			O	

S-Standard O-Optional Specifications and features subject to change without notice. Some features shown may be optional.




Standard Convertible Top



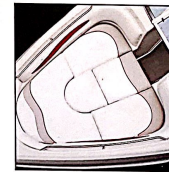
Optional Cockpit Cover and Bow Cover




Optional Bimini Top



Optional Side Curtains, Aft Curtain, and Bow Cover



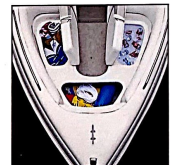
Bow Filler Cushions



Electronic Switchable Open Exhaust



Adjustable Tilt Steering



Bow Ice Chest and Storage




12 Volt Receptacle



In-Floor Storage

Standard Features, Options and Accessories

CARAVELLE POWERBOATS
P.O.Box 1899 • AMERICUS, GA. 31709
PHONE: 912-924-1185 • FAX: 912-924-1030
www.caravelleboats.com
Authorized Dealer:



Berwyn Marine Center, Inc.
6840 West Ogden Avenue
Berwyn, Illinois 60402
Phone: 708/788-0100