

Sea Hawk 2003

Offshore Fishing Boats



CARAVELLE
Powerboats

For over 35 years,

thousands of boaters have experienced the excitement of owning a Caravelle Powerboat. And we are committed to making your Caravelle Sea Hawk the best fishing boat you've ever owned. The 2003 model line-up uses cutting edge technology and proven designs to build a rugged offshore fishing boat. From durable wood-free construction and industry-best materials to well-appointed interiors, you'll discover how truly comfortable, accommodating, and dependable an offshore fishing boat can be. Whether family boating or hardcore fishing, we are devoted to building you a boat that ensures quality, styling, safety, and performance. **Sea Hawk** — it's not just any fishing boat, it's the right fishing boat.



From Start . . . To Finish

Caravelle Powerboats is committed to quality. Superior craftsmanship and premium materials are built into each and every Sea Hawk Offshore Fishing Boat. Like our unique PowerGrid System.

We start with a sturdy *all fiberglass stringer system*. No plywood here! Plywood stringers are prone to rot. Closed-cell foam is then injected into and between each stringer for support, safety and sound dampening.

In the *transoms* we use Penske® composite panels for rock-solid strength and longevity.

Our *unitized fiberglass floor*, an integral part of the deck, produces a more rigid foundation than separate components. This design creates superior strength and reduces flexing.

The stringer system, transom, and unitized floor are then bonded together to create the **PowerGrid System**, the ultimate in total strength.

Total Composite System

We use a Total Composite System consisting of:


- **ArmorFlex®** - a more flexible gelcoat for support or resistance to stress cracks and crazing.
- **Armorcoat®** - for accent colors, producing a brighter, fade resistant shine.
- **ArmorGuard®** - an advanced blister resistant barrier coat with a limited one year blister warranty.
- **TCS 6000 Resin** - completes the Total Composite System producing the finest gelcoat/resin combination in the industry.

Super Structured Molds

Every Sea Hawk begins in a total reinforced mold. This sturdy system ensures consistent quality and structural integrity throughout the life of your boat. Many of our competitors use wood framed molds that will allow flexing and inconsistencies. Each Sea Hawk hull remains in the mold throughout the critical curing process to remove the chance of distortion. And every mold goes through a rigorous maintenance schedule to make sure each part maintains its genuine shape and luster.



100% Wood Free Construction is standard on every Sea Hawk. This protects your boat from the destructive elements creating a more durable, longer-lasting boat, giving you many extra years of boating enjoyment.



Heavy Duty Vinyl Our upholstery is made from heavy duty 32oz expanded vinyl with a Stain Resistant Topcoat. This protective barrier and the UV and mildew inhibitors will keep your boat's interior looking new.




Upholstery Our composite seat bases are more durable than wood and the aluminum braces add even more strength. High-density foam is firm yet very comfortable, and a biocide treatment protects from mildew.




Oversized 1" Bow Rails Stainless steel bow rails are welded, strategically placed and through bolted for safety and convenience. Cleats and other stress-related hardware are made of stainless steel and lock-bolted with locknuts.





All Fiberglass Stringer Our fiberglass stringer system is foam-filled for excellent support and durability. Closed-cell foam flotation, standard on every Sea Hawk, enhances safety and sound-dampening.



Knytex® Knitted Fiberglass is hand laid in alternating layers. Because it is multi-directional (quad axial), it produces a stronger boat than the older woven roving (bi-axial) process. It is more impact resistant and produces a smoother and clearer finish.



Nida-Core Our floors and decks are reinforced with Nida-Core, a synthetic honeycomb material that produces a strong, yet lightweight foundation. Nida-Core is far superior to either balsa or plywood.



3-Step Rub Rail Extra wide rub rails offer superior hull side protection against dockside scrapes and dings. Standard rub rail is color matched and has a built-in fudge-cide. Optional stainless steel insert adds to the distinctive look to your Sea Hawk.




Control Central The helm area is a no nonsense control center. A complete set of gauges monitor vital engine functions. All electrical functions are protected by circuit breakers. Adjustable 88 steering wheel is available on every model.

Features You'll Appreciate

We know you'll find Caravelle Sea Hawks to be well equipped, with features saltwater fisherman can appreciate. Features like deep cockpits, walk-thru transoms with doors, stand-up head compartments and abundant rod storage that make fishing and other watersport activities safer and more enjoyable.



Non-Skid Fiberglass Floors and Lids
Self-bailing, one-piece fiberglass floors eliminate squeaks and rattles, and with lever seats there are less places to collect or trap debris. Diamond Step non-skid is slip-resistant and comfortable to bare feet.



Bow Cushions and Low Profile Bow Rails
Bow cushions add essential comfort while providing a great place to relax, and the low profile bow rails create a cleaner, sleeker look.



Insulated Fish Box and Bow Storage
The large five-foot fish box and bow storage areas have hinged fiberglass lids. All are insulated and drain overboard.




Integrated Bow Pulpit
An integrated bow pulpit, stainless steel hose pipe, and anchor storage are important features that are both functional and stylish.



Stand-Up Head Compartment
A signature feature in most models, the extra roomy head compartment has abundant space, and features a porta potty, light, and a lockable door.



Rod Storage and Raw Water Washdown
All models include both horizontal and vertical rod holders. A conveniently located, raw water washdown is standard on most models.



Transom Work Station
The convenient work station, strategically located at the transom, features a 25 gallon aerated baitwell and a sink with a fresh water system.



Rear Bench Seat
The optional fold down rear bench seat adds comfort and seating capacity.



Walk-Thru Transom With Platform
Allows for easy entry at dockside even when loaded with dive tanks and gear. No more awkward crawling across the transom of the boat.

280 Center Console



The spacious console provides a world of room for gauges and electronics.



Stand-up head compartment.

The 280 Center Console was designed and built to satisfy the serious fisherman. Its V24 Offshore Hull handles the roughest open water conditions with an amazingly soft, dry ride. The 280 is equipped to the gills with standard features like a bow pulpit, full width transom platform, walk-thru transom door and a 195 gallon fuel tank for long range excursions. Abundant fish boxes, numerous rod holders, and a practical transom work station make the 280 a sportsman's dream.



Specifications

Centerline	28'0"
Max Beam	8'9"
Max Engine	500 hp
Max Fuel	195 gal
Deadrise	24°
Weight (approx)	5600 lb
OB Shaft Length	25"

280 Center Console shown in Black hull side color option.



230 Center Console



Well-equipped helm station.



Stand-up head compartment.

The 230 Center Console delivers the form and function that fisherman appreciate. Built with the proven V24 Offshore Hull for a smooth, dry ride: it features an aerated bait well, a freshwater shower with sink and a raw water washdown system at the transom work station. The 230 also has a deluxe leaning post with stainless steel rod holders, a fully enclosed stand-up head and a generous bow area.



Specifications

Centerline	23'3"
Max Beam	8'6"
Max Engine	250 hp
Max Fuel	130 gal
Deadrise	24°
Weight (approx)	4050 lb
OB Shaft Length	25"



230 Center Console shown in Challenge color option.

230 Walk Around Stern Drive



230 Walk Around shown in Navy hull side color option.



230 Walk Around Outboard



230 Walk Around shown in Open/Navy color option.

When it comes to versatility, the Sea Hawk 230 Walk-Around delivers. Its multi-purpose design allows for maximum space in the cockpit and in the roomy cabin. The 230 Walk-Around comes with a long list of standard fishing features like

Specifications

Centerline	23'3"
Max Beam	8'6"
Max Engine	320 hp
Max Fuel	135 gal
Deadrise	20°
Weight (approx)	4400 lb

Specifications

Centerline	23'3"
Max Beam	8'6"
Max Engine	250 hp
Max Fuel	135 gal
Deadrise	24°
Weight (approx)	4150 lb
OB Shaft Length	25"

abundant rod storage, a large fishbox, an aerated baitwell, a tackle box and more. The convenient work station, large cabin, deep cockpit, walk-thru transom and full width swim platform make this model popular with families as well as fishermen.



210 Center Console



210 Center Console shown in Navy hull side color option.

210 Walk Around



210 Walk-Around shown in Opal/Navy color option.



Catch your limit. A Sea Hawk 210 will get you where they're biting and back to the dock in stylish comfort. The 210 boasts a large aerated baitwell, insulated fish box, gunwale rod holders, raw water washdown, and a large electronics box.

Specifications

Centerline	21'0"
Max Beam	8'6"
Max Engine	225 hp
Max Fuel	100 gal
Deadrise	18°
Weight (approx)	3500 lb
OB Shaft Length	25"

Specifications

Centerline	21'0"
Max Beam	8'6"
Max Engine	225 hp
Max Fuel	100 gal
Deadrise	18°
Weight (approx)	3600 lb
OB Shaft Length	25"

Two transom doors, rear jump seats, a swim platform and a boarding ladder add to the overall appeal of this boat. The 210 is easy to trailer and large enough to handle big water with ease.



190 Center Console



190 Center Console shown in Opal/Navy color option.



The 190 Center Console features a self-bailing cockpit and a large casting platform. This rugged boat is equipped with important features that include an insulated fish box, an aerated bait well with a high speed pick up and a carry-on cooler.

Specifications

Centerline	19'1"
Max Beam	7'3"
Max Engine	150 hp
Max Fuel	50 gal
Deadrise	14°
Weight (approx)	1900 lb
OB Shaft Length	20"

180 Center Console



180 Center Console shown in Navy hull with color option.



Devout fishermen possess a spirit of adventure and a desire to explore unfamiliar waters. They need a boat they can rely on. The 180 Center Console is a perfect choice. It is easily maneuverable in shallow waters, making it a terrific bay boat.

Specifications

Centerline	17'6"
Max Beam	7'3"
Max Engine	130 hp
Max Fuel	50 gal
Deadrise	14°
Weight (approx)	1750 lb
OB Shaft Length	20"



Color Options



Navy

Opal w/Navy Graphics
(standard)

Sea Hawk Yellow

Sea Foam Green

Black

Canvas Options



Optional Bimini Top



Optional Bimini Top with Full Enclosure



Optional T-top for Walk Around Cuddy



Optional T-top for Center Console

Standard & Optional Features

Specifications and features subject to change without notice.
Some boats are shown with optional equipment.

	280CF	230CF	230WA	230WA	210CF	210WA	190CF	180CF
COCKPIT FEATURES								
Baitwell - aerated	\$	\$	\$	\$	\$	\$	\$	\$
Bow cushions	0	0	0	0	0	0	0	0
Cockpit bolster cushions	\$	\$	\$	\$	\$	\$	\$	\$
Cockpit courtesy lights	\$	\$	\$	\$	\$	\$	\$	\$
Cooler	-	-	-	-	-	-	\$	\$
Custom leaning post	\$	-	-	-	-	-	-	-
Fish box w/overboard drain	4	4	3	3	1	1	1	1
Fresh water cockpit shower - 9 gal	\$	\$	\$	\$	0	0	-	-
Full fiberglass cockpit liner	\$	\$	\$	\$	\$	\$	\$	\$
Raw water washdown	\$	\$	\$	\$	\$	\$	\$	\$
Removable rear bench seat	0	0	-	0	-	-	-	-
Reversible cooler seat	-	-	-	-	-	-	0	0
Rod holders	8	8	4	4	4	4	2	2
Rod storage - horizontal	\$	\$	\$	\$	\$	\$	\$	\$
Self-bailing cockpit	\$	\$	\$	\$	\$	\$	\$	\$
Stainless steel console rail	\$	\$	\$	\$	\$	\$	\$	\$
Tackle box	\$	\$	\$	\$	0	0	0	0
Toe rails	0	0	0	0	-	-	-	-
Cruise Pkg-280CF *	0	-	-	-	-	-	-	-
Cruise Pkg-230CF **	-	0	-	-	-	-	-	-
CABIN FEATURES								
Cabin/console window w/SCREEN	1	1	2	2	-	2	-	-
Cabin/console lighting	\$	\$	\$	\$	\$	\$	\$	\$
Deck hatch	-	-	\$	\$	\$	\$	-	-
Locking cabin/console door	\$	\$	\$	\$	\$	\$	\$	\$
Portable marine head	\$	\$	\$	\$	\$	\$	\$	\$
V-berth storage	-	-	\$	\$	\$	\$	-	-
HELM & ELECTRICAL FEATURES								
Adjustable tilt steering	0	0	0	0	0	0	0	0
Custom dash w/full instrumentation	\$	\$	\$	\$	\$	\$	\$	\$
Automatic bilge pump	\$	\$	\$	\$	\$	\$	\$	\$
Compass	\$	\$	\$	\$	0	0	-	-
Dual battery switch	\$	\$	\$	\$	\$	\$	\$	\$
Electronics box	\$	\$	\$	\$	\$	\$	\$	\$
Steering - hydraulic	\$	-	\$	\$	0	0	-	-
Steering - non-feedback mechanical	-	-	-	-	\$	\$	\$	\$
Steering - power	-	-	\$	\$	-	-	-	-
Sony CD player w/4 speakers	0	0	0	0	0	0	0	0
EXTERIOR FEATURES								
Anchor roller	\$	\$	\$	\$	\$	\$	\$	\$
Anchor storage	\$	\$	\$	\$	\$	\$	\$	\$
Bimini top	0	0	0	0	0	0	0	0
Full colored hull side	0	0	0	0	0	0	0	0
Full-width swim platform	\$	\$	\$	\$	\$	\$	\$	\$
Remote oil tank fill	\$	\$	\$	\$	\$	\$	\$	\$
Stainless steel cleats	0	0	0	0	0	0	0	0
Stainless steel pkg: rubrail, pull-up cleats	0	0	0	0	0	0	0	0
3-step transom swim ladder	-	-	-	-	\$	\$	\$	\$
T-top w/rocket launchers	0	0	0	0	0	0	0	0
Trim tabs	\$	\$	\$	\$	\$	\$	\$	\$
Welded stainless steel bow rails	\$	\$	\$	\$	\$	\$	\$	\$

* (2 sets of bow backrest cushions, bow cushions, 3 stainless steel assist handles)
** (1 set of bow backrest cushions, bow cushions, 3 stainless steel assist handles)

BETHEL MARINE CENTER
Since 1970 - East of Cincinnati
513-734-4031
www.bethelmarine.com

Sea Hawk
Offshore Fishing Boats

Caravelle Powerboats
P.O. Box 1899, Americus, GA 31709
PH 229-924-1185, FAX 229-924-1030
www.caravelleboats.com
Printed in USA
©2003 Caravelle Powerboats

All information, illustrations, and specifications contained in this brochure are based on the latest product information available at the time of publication. Caravelle Powerboats reserves the right to make changes at any time, without notice, in colors, materials, equipment, specifications and models. Boats shown may not be current models. Some boats are shown with optional equipment. Please see your dealer for the latest information on model availability.