

**CARAVELLE**  
*Powerboats*  
**2003**



**In designing the next generation family boat,**

Caravelle Powerboats built the new LS Series around your needs as an avid boater. While thoughtfully planned to accommodate your family priorities, we knew that ultimately, it had to be all about you and the water. Wood-free construction, fiberglass liners, and walk-thru transoms are hallmarks of this new series. The uncompromising use of industry best materials and a passion for fit and finish create a real sense of craftsmanship and attention to detail. Every instrument and switch is perfectly positioned. Every inch of the cockpit has been designed around comfort and convenience. The result is a blend of quality, styling, and performance that takes these new models to a level well above its contemporaries. **Caravelle LS Series** – leading the way, with the features you need.



## From Start . . . To Finish

Caravelle Powerboats is committed to quality. Superior craftsmanship and premium materials are built into each and every model.

We start with a sturdy *all fiberglass stringer system*.

Closed-cell foam is then injected into and between each stringer for support, safety and sound dampening.

In the *transom* we use Penske®

composite panels for rock-solid strength and longevity.

The stringer system, transom, and floor are then bonded together to create the **PowerGrid System**, the ultimate in total strength.

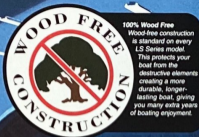
### Total Composite System

We use a Total Composite System consisting of:

- **ArmorFlex®** - a more flexible gelcoat for superior resistance to stress cracks and crazing.
- **Amorcolor®** - for accent colors, producing a brighter, fade resistant shine.
- **ArmorGuard®** - an advanced blister resistant barrier coat with a limited one year blister warranty.
- **TCS 6000 Resin** - completes the Total Composite System producing the finest gel-coat/resin combination in the industry.

### Super Structured Molds

Every Caravelle begins in a steel reinforced mold. This sturdy system ensures consistent quality and structural integrity throughout the life of your boat. Many of our competitors use wood framed molds that will allow flexing and inconsistency. Each Caravelle hull remains in the mold throughout the critical curing process to remove the chance of distortion. And every mold goes through a rigorous maintenance schedule to make sure each part maintains its genuine shape and luster.




**100% Wood Free**  
Wood-free construction is standard on every LS Series model. This protects your boat from the destructive elements creating a more durable, longer-lasting boat, giving you many extra years of boating enjoyment.




**All Fiberglass Stringer**  
Our fiberglass stringer system is foam-filled for excellent support and durability. Closed-cell foam flotation, standard on every Caravelle boat, enhances safety and sound-dampening.

**Krylex® Knitted Fiberglass**  
Krylex is hand laid in alternating layers. Because it is multi-directional (quad-axis), it produces a stronger boat than the older woven roving (bi-axis) process. It is more impact resistant and produces a smoother and clearer finish.



**Nida-Core**  
Our floors and decks are reinforced with Nida-Core, a synthetic honeycomb material that produces a strong, yet light-weight foundation. Nida-Core is far superior to either balsa or plywood.




**Heavy Duty Vinyl**  
Our upholstery is made from heavy duty 32oz expanded vinyl with a Stain Resistant Topcoat. This protective barrier and the UV and mildew inhibitors will keep your boat's interior looking new.




**Upholstery**  
Our composite seat bases are more durable than wood and the aluminum braces add even more strength. High-density foam is firm yet very comfortable, and a biocide treatment protects from mildew.



**Heavy Duty Windshield**  
For the ultimate in strength, durability, and protection, our windshields have extra-large, heavy duty windshield frames with tempered safety glass and one-piece stainless steel supports.



**Durable Rub Rail**  
Extra wide rub rails offer superior hull side protection against dockside scrapes and dings. Standard rub rail is color matched and has a built-in fungicide. Optional stainless steel insert adds to the distinctive look to your boat.



**Instrument Panels**  
The stylish wood grain dash panel features: Fane gauges with chrome bezels and glass lenses. A Dino sport wheel with adjustable tilt steering, a Sony CD, an hour meter, a 12 volt receptacle, and a digital depth finder are great standard features.



## Features You'll Appreciate

We know you'll find the Caravelle LS Series to be equipped with more of the features avid boaters can appreciate. Features like convenient walk-thru transoms, functional fiberglass liners, comfortable, spacious interiors, and versatile transom platforms that make pleasure boating and other watersport activities safer and more enjoyable.



### XPV Hull Design

The blended running surface produces quick planing times with minimal bow rise, a Padded keel bottom for creating exciting top end speeds, and a deep V hull for a smooth, soft, and dry ride.



### Stainless Steel Package

For a luxurious look out for the popular stainless steel package featuring a stylish, stainless steel rub rail and five recessed pull-up cleats.



### Flip-Up Bucket Seat

The option provides you with a choice of normal or booster height positions and when in the up position, allows driver to stand comfortably behind the wheel.



### Insulated Coolers

Drinks and other essentials are always cold and handy in the easy-access coolers.



### Bow Filler Cushions

Removable bow filler cushions make for a great place to sunbathe or just relax, while also providing additional comfort.



### Walk-Thru Transom w/ Optional Platform

The walk-thru transom design allows for easy entry/exit at dockside or from the water. No more crawling across the transom of the boat. The optional transom platform provides added space for waterports or just relaxing.



### Fiberglass Floor w/ Diamond Step Non-Skid

One-piece fiberglass floors eliminate squeaks and rattles, and with fewer seams there are less places to collect or trap debris. Diamond Step non-skid is slip resistant and comfortable to bare feet.



### Sony Sound System

A Sony CD stereo with removable cassette comes standard on all models and includes four marine speakers and a handheld remote. Optional upgrades include 800 watt amp, 10 CD changer, 10" subwoofer, and a transom remote.



## 242Ls Bowrider



Standard helm features a digital hour meter, digital depth finder, 12 volt receptacle, tilt steering and a CD player.



Portside enclosed head for privacy and convenience.

Enjoy the perfect blend of performance, comfort, and luxury with the Caravelle 242 Bowrider. This boat has many popular features: a walk-thru transom, enclosed head, refreshment center and a fiberglass floor. The functional cockpit design provides plenty of room for friends and gear. So many features. So much space. So many reasons to make the Caravelle 242 Bowrider your next boat.

### Specifications

Centerline	23'7"
Max Beam	8'6"
Max Engine	425 hp
Max Fuel	60 gal
Deadrise	21°
Weight (approx)	4050 lb



242 Bowrider shown in Opal Navy color option.

# 218Ls Deck Boat



A digital hour meter, digital depth finder, 12-volt receptacle, tilt steering and a CD player are standard features.



Spacious bow area provides plenty of room for entertaining or just relaxing.

The 218 Deckboat is the perfect choice for families. Maximum room, maximum performance and maximum fun! The 218 Deckboat features conveniences such as an enclosed marine head, carry-on cooler, removable bow table, bow filler cushions, walk-thru transom and much more. Put your party on the water with the 218 Deckboat.



## Specifications

Centerline	21'0"
Max Beam	8'6"
Max Engine	320 hp
Max Fuel	50 gal
Deadrise	16°
Weight (approx)	3400 lb

218 Deck Boat shown in Opal/Stone color option (with optional transom platform).



# 207Ls Bowrider



Easy to read gauges feature stylish chrome bezels, digital hour meter, digital depth finder, 12 volt receptacle, tilt steering and a CD player are standard features.



Convenient walk-thru transom is shown with optional transom platform.

One look at the 207 Bowrider and you'll know it's clearly designed with the avid boater in mind. This sleek model features a functional fiberglass liner for easy maintenance, a spacious L-bench seat for styling and comfort, a handy walk-thru transom for convenient boarding, and it is built with wood-free construction for the ultimate in strength and durability. If you're looking for a boat that's got it all. Look no further.

## Specifications

Centerline	20'4"
Max Beam	8'6"
Max Engine	320 hp
Max Fuel	36 gal
Deadrise	18°
Weight (approx)	2900 lb



207 Bowrider shown in Opal/Black color option (with optional transom platform).



## 187Ls Bowrider



187 Bowrider shown in Opal/Yellow color option.

## 187Ls Fish & Ski



187 Fish & Ski shown in Opal/Stone color option.



You'd like a boat that's small enough to handle, yet has all the comfort and convenience of a larger boat. That's the concept of the new 187 Bowrider.

This unique model features durable wood-free construction, a functional fiberglass liner, and a convenient walk-thru transom. Compare the 187 to the competition, and you'll discover that all 18' boats are not created equal.

### Specifications

Centerline	18'0"
Max Beam	8'0"
Max Engine	225 hp
Max Fuel	30 gal
Deadrise	20°
Weight (approx)	2500 lb



### Specifications

Centerline	18'0"
Max Beam	8'0"
Max Engine	225 hp
Max Fuel	30 gal
Deadrise	20°
Weight	2500 lb

Functional features and conversion capabilities are what separate a Caravelle fish & ski from the rest. Unlike any other fish & ski boat, the 187 features a convenient walk-thru transom. It also converts from a fishing boat to a ski boat with very little effort. With the 187 you get a great fishing boat with the comfort, safety and good looks of a runabout.





## 176 Bowrider



176 Bowrider shown in  
140 Navy color option

## 176 Fish & Ski



176 Fish & Ski shown in  
Cyan Red color option



The 176 Bowrider is built and designed with the same materials and thoughtful details you'd find in a larger, more expensive boat. It is easy to handle both on and off the water, and you'll be amazed at the amount of space you and your family will have to play in. Not only is the 176 Bowrider practical, efficient, and safe, it's also a lot of fun to drive.

### Specifications

Centerline	17'4"
Max Beam	7'2"
Max Engine	135 hp
Max Fuel	20 gal
Deadrise	18°
Weight (approx)	2100 lb



### Specifications

Centerline	17'4"
Max Beam	7'2"
Max Engine	135 hp
Max Fuel	20 gal
Deadrise	18°
Weight	2100 lb

You want to fish, but you also want to take the family skiing. The dilemma: Fishing boat or ski boat. The answer: one boat, a Caravelle 176 Fish & Ski. With a 176 it's like buying one boat and getting another one free. It's truly the best of both worlds, and with its easy conversion design you can switch from fishing to skiing in a just a couple of minutes.



## Color Options



Opal/Black



Opal/Yellow



Opal/Stone



Opal/Burgundy



Opal/Navy



Opal/Red

## Canvas Options



Bimini Top




Cockpit and Bow Cover

### Standard & Optional Features

Specifications and features subject to change without notice. Some boats are shown with optional equipment.

	242BR	216DB	207BR	187BR	187FS	176BR	176FS
<b>COCKPIT FEATURES</b>							
100% Wood-Free Construction	S	S	S	S	S	S	S
Bench seating w/sundeck	S	S	S	S	S	S	S
L-shaped seating w/sundeck	S	S	S	S	S	S	S
Bow filler cushion	S	S	S	S	S	S	S
Bow storage compartments	S	S	S	S	S	S	S
Bow table	S	S	S	S	S	S	S
Cockpit courtesy lights	S	S	S	S	S	S	S
Cooler	O	O	O	O	O	O	O
Flip-up bucket seats	S	S	S	S	S	S	S
Fresh water cockpit sink	S	S	S	S	S	S	S
Fresh water transom shower	S	S	S	S	S	S	S
Full fiberglass cockpit liner	S	S	S	S	S	S	S
In-floor storage	S	S	S	S	S	S	S
Port glovebox	S	S	S	S	S	S	S
Side panel storage	S	S	S	S	S	S	S
Snap-in cockpit carpet	S	S	S	S	S	S	S
Walk-thru transom	S	S	S	S	S	S	S
Fish & Ski package:							
pre-wired for a trolling motor, fishing chairs, removable bow cushions, sundeck pad, rod storage, aerated livewell	S	S	S	S	S	S	S
<b>HELM &amp; ELECTRICAL FEATURES</b>							
Adjustable tilt steering	S	S	S	S	S	S	S
Custom dash w/full instrumentation	S	S	S	S	S	S	S
12 volt receptacle	S	S	S	S	S	S	S
Automatic bilge pump	S	S	S	S	S	S	S
Docking lights	S	S	S	S	S	S	S
Digital depth finder	S	S	S	S	S	S	S
Digital fish finder	S	S	S	S	S	S	S
Dual battery switch	S	S	S	S	S	S	S
Electronic switchable thru-hull exhaust	S	S	S	S	S	S	S
Hour meter	S	S	S	S	S	S	S
Sony CD player w/4 speakers	S	S	S	S	S	S	S
Stereo cassette w/2 speakers	S	S	S	S	S	S	S
Upgraded Premium sound system:							
800 watt amp, 10-disc CD changer, 10" subwoofer, coastal speakers, StreetFire Cable, transom remote	S	S	S	S	S	S	S
<b>EXTERIOR FEATURES</b>							
Anchor storage	S	S	S	S	S	S	S
Stainless steel cleats & ski tow	S	S	S	S	S	S	S
3-step transom swim ladder	S	S	S	S	S	S	S
4-step bow swim ladder	S	S	S	S	S	S	S
Stainless steel package:							
stainless steel rubrail & pull-up cleats	S	S	S	S	S	S	S
Transom platform	S	S	S	S	S	S	S
Trim tabs	S	S	S	S	S	S	S
Welded stainless steel bow rails	S	S	S	S	S	S	S
<b>CANVAS FEATURES</b>							
Sunbrella® acrylic bimini top	S	S	S	S	S	S	S
Sunbrella® acrylic cockpit cover	S	S	S	S	S	S	S
Sunbrella® acrylic bow cover	S	S	S	S	S	S	S
Sunbrella® acrylic walk-thru curtain	S	S	S	S	S	S	S



Caravelle Powerboats  
P. O. Box 1899, Americus, GA 31709  
PH 229-924-1185, FAX 229-924-1030  
[www.caravelleboats.com](http://www.caravelleboats.com)  
Printed in USA  
©2003 Caravelle Powerboats

All information, illustrations, and specifications contained in this brochure are based on the latest product information available at the time of publication. Caravelle Powerboats reserves the right to make changes at any time, without notice, in colors, materials, equipment, specifications and models. Boats shown may not be current models. Some boats are shown with optional equipment. Please see your dealer for the latest information on model availability.