

SEAHAWK
Offshore Fishing Boats



CARAVELLE

150
YAMAHA

Stainless Marine



NOT JUST ANY FISHING BOAT

NOT JUST ANY FISHING BOAT, THE RIGHT FISHING BOAT

For 40 years, boaters have experienced the unique excitement of owning a Caravelle Powerboat. And we are committed to making your Caravelle SeaHawk the best fishing boat you've ever owned. The new models use cutting edge technology and proven designs to build a rugged offshore fishing boat. From durable 100% wood-free construction and industry-best materials to well-appointed interiors, you'll discover how truly comfortable, accommodating, and dependable an offshore fishing boat can be. Whether family boating or hardcore fishing, we are devoted to building you a boat that ensures quality, styling, safety, and performance.



The NMMA Certified label on a SeaHawk boat lets you know it was built to meet and often exceed, the industry's strictest quality and safety standards for critical components such as electrical systems, powering, flotation, fuel systems and navigation lights. Certified boats must also pass rigorous annual inspections from independent third-party inspectors. According to U.S. Coast Guard statistics NMMA Certified boats have been shown to be safer than non-certified boats.



100% WOOD-FREE CONSTRUCTION

Caravelle Powerboats is committed to producing the finest quality boats on the water. Superior craftsmanship and premium materials are built into every SeaHawk. Our 100% Wood-Free construction process is proven technology that provides the ultimate in strength and durability. We are so confident in our 100% Wood-Free boats, that we back them with a limited lifetime hull warranty.



NO WOOD. NO ROT. NO WORRIES.

Many companies talk about wood-free this and wood-free that, yet fail to mention the use of plywood in transoms, stringers, side panels, seats, or subfloors. Rest assured, your SeaHawk has absolutely no wood anywhere in the boat. Not in the transom. Not in the stringers. Not in the side panels, seats, or subfloors. Nowhere. There is no wood anywhere in your SeaHawk. Not many companies can make that claim.

POWER GRID SYSTEM

SeaHawk's 100% Wood-Free technology protects your boat from the elements, making a more durable, longer-lasting, lower-maintenance boat. Starting with a sturdy all fiberglass stringer system, closed-cell foam is then injected into and between each stringer for support, safety and sound dampening. In the transoms we use high-density Coosa® composite panels for rock-solid strength and longevity. Our unitized fiberglass floor, an integral part of the deck, produces a more rigid foundation than separate components. This design creates superior strength and reduces flexing. The stringer system, transom, and unitized floor are then bonded together to create the Power Grid System, the ultimate in total strength.



COOSA® COMPOSITE PANEL

For the ultimate in strength and durability in our transoms and other vital areas, we precision cut, on a CNC router, fiberglass reinforced Coosa composite panels instead of wood.



KNYTEX® KNITTED FIBERGLASS

Because it is multi-directional (quad-axial), it produces a stronger boat than the older woven roving (bi-axial) process. It is more impact resistant and produces a smoother and clearer finish.



NIDA-CORE®

Our floors and decks are reinforced with Nida-Core, a synthetic honeycomb material that produces a strong, yet lightweight foundation that is far superior to either balsa or plywood.




SUPER STRUCTURED MOLDS

Every boat begins in a steel reinforced mold. This sturdy system ensures consistent quality and structural integrity throughout the life of your boat. Many of our competitors use wood-framed molds that will allow flexing and inconsistencies resulting in a shorter structural life. Each hull Caravelle produces remains in the mold throughout the critical curing process to eliminate the chance of distortion. Every mold goes through a rigorous maintenance schedule to make sure each part maintains its genuine shape and luster.



TOTAL COMPOSITE SYSTEM

ArmureFlex® - A more flexible gelcoat for superior resistance to stress cracks and crazing.
ArmureCote® - For accent colors: producing a brighter, fade resistant shine.
ArmorGaurd® - An advanced blister resistant barrier coat with a five year limited hull blister warranty.
TCS 6000 Resin - A low VOC resin producing high tensile strength in areas carrying the greatest portion of the physical stress.



VIP – VACUUM INFUSION PROCESS

This revolutionary laminating technology produces a more consistent, lighter and stronger fiberglass part. The VIP procedure uses vacuum pressure to pull resin into the laminate instead of hand rolling it onto the material. This superior technique infuses the resin into the mold and the excess resin is then drawn out. Because only the right amount of resin is used, the results reduce weight, add strength and elevate consistency.
The VIP process also produces a smooth, finished surface on both sides of the part. There are no rough fiberglass surfaces or edges creating a better looking boat.

SEAHAWK'S ARE WELL-EQUIPPED

SeaHawks have the features every fisherman can appreciate. Features like deep cockpits, lockable electronics boxes, aerated bait wells, both horizontal and vertical rod holders and extra large insulated fish boxes to get you back to the dock with the freshest catch possible.

More than just fishing boats, SeaHawks also have features that are important to the recreational boater as well. Most models come standard with walk-through transoms, full-width transom platforms for easy entry and exit, and enclosed stand-up head areas for those long days on the water. There are several options to choose from to fit your individual needs. Bow and stern seat cushions are popular for just relaxing. Or add stainless steel rubrail, pull-up cleats and full hull-side color for that custom boat appeal.

Performance is another standout SeaHawk feature. Twenty-three foot and larger models feature our V24 hull design for the smoothest ride on the water. The combination of the 24° deadrise, wide chines and strategically positioned lifting strakes, provide an extremely soft, dry ride with impressive top end speeds. Twenty and twenty-one foot models feature our WideTrack hull design for a perfect blend of stability and performance.



Caravelle is a proud member of Independent Boat Builders, Inc. IBBI is the marine industry's largest purchasing cooperative, consisting of 21 members, each recognized in the industry for building top-quality boats, displaying high levels of integrity, and exhibiting financial stability.



By combining member volumes, IBBI is able to negotiate purchase agreements for industry-best raw materials and goods used in their boats. This in turn, produces higher quality boats built by reputable and trusted manufactures at very competitive prices.



WALK-THRU TRANSOM
Allows for easy entry at dockside even when loaded with dive tanks and gear. No more awkward crawling across the transom of the boat.



FOLD-DOWN REAR BENCH SEAT
The optional fold down rear bench seat adds comfort and seating capacity.



TRANSOM LADDER
Convenient transom ladders are available on all models. (Style depends on model)



KENWOOD SOUND SYSTEM
An optional waterproof Kenwood CD player with 4 speakers is available on all SeaHawk models.




TILT STEERING WHEEL
For added comfort and convenience, tilt steering is standard on all models.



3-STEP RUB RAIL
Extra wide rub rails offer superior hull side protection against dockside scrapes and dings. The optional stainless steel insert adds to the distinctive look of your SeaHawk.




TRANSOM WORK STATION
The convenient work station, strategically located at the transom, features an aerated baitwell and a sink with a fresh water system.




ROD STORAGE/RAW WATER WASHDOWN
All models include both horizontal and vertical rod holders. A conveniently located, raw water washdown is standard on most models.



UPHOLSTERY
Composite seat bases are more durable than wood and the aluminum braces add even more strength. High-density foam is firm yet comfortable, and a biocide treatment protects against mildew.



STAND-UP HEAD COMPARTMENT
A signature feature in most models, the extra roomy head compartment has abundant space, and features a portapotty, light, and a lockable door.



INSULATED FISH BOX & BOW STORAGE
The large five-foot fish box and bow storage areas have hinged fiberglass lids. All are insulated and drain overboard.



TRIM TABS INDICATOR
Trim tabs come with indicator lights and waterproof switches.



280 CENTER CONSOLE



The 280 Center Console was designed and built to satisfy the serious fisherman. Its V24 Offshore Hull handles the roughest open water conditions with an amazingly soft, dry ride. The 280 is equipped to the gills with standard features like a bow pulpit, full width transom platform, walk-thru transom door and a 195 gallon fuel tank for long range excursions. Abundant fish boxes, numerous rod holders, and a practical transom work station make the 280 a sportsman's dream.

Centerline	28'0" / 853.44 cm
Max Beam	8'9" / 266.7 cm
Max Engine	600 hp
Max Fuel	195 gal / 738.14 liters
Deadrise	24°
Weight (approx)	5700 lb / 2585.48 kg
OB Shaft Length	25" / 63.5 cm
Draft Up	27" / 68.58 cm
Draft Down	41" / 104.14 cm





230 CENTER CONSOLE



The 230 Center Console delivers the form and function that fisherman appreciate. Built with the proven V24 Offshore Hull for a smooth, dry ride; it features an aerated bait well, a freshwater shower with sink and a raw water washdown system at the transom workstation. The 230 also has a deluxe leaning post with stainless steel rod holders, a fully- enclosed, stand-up head and a generous bow area.

Centerline	23'3" / 708.66 cm
Max Beam	8'6" / 259.08 cm
Max Engine	300 hp
Max Fuel	130 gal / 492.09 liters
Deadrise	24°
Weight (approx)	4500 lb / 2041.16 kg
OB Shaft Length	25" / 63.5 cm
Draft Up	19" / 48.26 cm
Draft Down	33" / 83.82 cm





230 WALK AROUND - STERNDRIVE



When it comes to versatility, the SeaHawk 230 Walk Around delivers. Its multi-purpose design allows for maximum cockpit space and a roomy cabin. Standard fishing features include abundant rod storage, a large fishbox, an aerated baitwell, a tackle box and more. The convenient work station, large cabin, deep cockpit, walk-thru transom and full-width swim platform make this model popular with families as well as fishermen.


Centerline	23'3" / 708.66 cm
Max Beam	8'6" / 259.08 cm
Max Engine	300 hp
Max Fuel	135 gal / 511.02 liters
Deadrise	24°
Weight (approx)	4900 lb / 2222.60 kg
Draft Up	26" / 66.04 cm
Draft Down	39" / 99.06 cm





230 WALK AROUND - OUTBOARD

The 230 Walk Around is the perfect overnighter for the perfect weekend. With its roomy cabin complete with galley and porta-potty, you're set to fish all day and stay all night. The sturdy 230WA is so thoughtfully designed for fishing and family, you'll be tempted to spend every weekend on the boat, and you probably will.



Centerline	23'3" / 708.66 cm
Max Beam	8'6" / 259.08 cm
Max Engine	300 hp
Max Fuel	135 gal / 511.02 liters
Deadrise	24°
Weight (approx)	4650 lb / 2109.20 kg
OB Shaft Length	25" / 63.5 cm
Draft Up	20" / 50.8 cm
Down Down	34" / 86.36 cm





210 CENTER CONSOLE

A SeaHawk 210 will get you where they're biting and back to the dock in stylish comfort. The 210 boasts a large, aerated baitwell, an insulated fish box, gunwale rod holders, a raw water washdown, and a large electronics box. Two transom doors, rear jump seats, a swim platform and a boarding ladder add to the overall appeal of this boat.



210 WALK AROUND

The 210 Walk Around is the ultimate combination of fishing, family, performance and style. This all-around boat boasts creative dual transom doors with jump seats that are multi-purpose. Other notable features are 100% wood-free construction, deep freeboard, a self-bailing cockpit and a roomy cabin.



Centerline	21'0" / 640.08 cm
Max Beam	8'6" / 259.08 cm
Max Engine	225 hp
Max Fuel	100 gal / 378.53 liters
Deadrise	18°
Weight (approx)	3800 lb / 1723.65 kg
OB Shaft Length	25" / 63.5 cm
Draft Up	16" / 36.5 cm
Draft Down	30" / 76.2 cm



Centerline	21'0" / 640.08 cm
Max Beam	8'6" / 259.08 cm
Max Engine	225 hp
Max Fuel	100 gal / 378.53 liters
Deadrise	18°
Weight (approx)	3800 lb / 1723.65 kg
OB Shaft Length	25" / 63.5 cm
Draft Up	16" / 36.5 cm
Draft Down	30" / 76.2 cm





200 CENTER CONSOLE



The 200 Center Console's WideTrack hull produces the soft, dry ride anglers have come to expect from a Caravelle SeaHawk. With its generous freeboard and wide beam. The 200 feels like a much larger boat. Team that with distinctive styling, 100% wood-free construction and fishing-friendly features and you've got the right amenities paired with the rugged essentials.

Centerline	19'8" / 599.44 cm
Max Beam	8'3" / 373.38 cm
Max Engine	200 hp
Max Fuel	75 gal / 283.89 liters
Deadrise	18°
Weight (approx)	2600 lb / 1179.34 kg
OB Shaft Length	25" / 63.5 cm
Draft Up	16" / 36.5 cm
Draft Down	30" / 76.2 cm



SEAHAWK COLOR OPTIONS

Choose from SeaHawks seven rich vibrant colors for your boat including new Stone and Royal Blue.

Opal w/Navy Graphics (standard)



Black



SeaHawk Yellow



New Color! Stone



New Color! Royal Blue



Navy



Ice Blue



WARRANTY



- LIFETIME LIMITED STRUCTURAL HULL WARRANTY
- FIVE-YEAR LIMITED HULL BLISTER WARRANTY
- FIVE-YEAR LIMITED STRUCTURAL DECK WARRANTY
- FIVE-YEAR TRANSFERABLE LIMITED STRUCTURAL HULL WARRANTY
- TWO-YEAR LIMITED COCKPIT UPHOLSTERY WARRANTY
- TWO-YEAR LIMITED POWER WARRANTY PROVIDED BY MERCURUISER OR VOLVO PENTA
- ONE-YEAR LIMITED COMPONENTS WARRANTY
- ONE-YEAR LIMITED EXTERIOR GELCOAT WARRANTY
- LIFETIME LIMITED GUAGE WARRANTY PROVIDED BY FARIA

For a complete description of the limited warranties and the limitations, exclusions, and conditions, see an authorized Caravelle Powerboats, Inc. statement of warranty.

CANVAS OPTIONS

Caravelle uses only Sunbrella color-coordinated acrylic canvas on our SeaHawk boats. Sunbrella holds up to tough weather conditions, is stain resistant and easy to clean.



Optional Bimini Top



Optional T-Top for Center Console



Optional Hard Top for Walk Around Models Only



Optional Bimini Top with Full Enclosure



Optional T-Top for Walk Around Cuddy



Optional Hard Top with Full Enclosure

SPECIFICATIONS


	280CF	230CF	230WA	230WA	210CF	210WA	200CF
	STERNDRIVE		OUTBOARD				
COCKPIT FEATURES							
Baitwell - aerated	S	S	S	S	S	S	S
Bow cushion(s)	O	O	-	-	O	-	O
Cockpit bolster cushions	S	S	S	S	S	S	S
Cockpit courtesy lights	S	S	S	S	S	S	S
Custom leaning post	S	S	-	-	S	-	O
Fish box w/overboard drain	S	S	S	S	S	S	S
Fresh water cockpit shower - 9 gal	S	S	S	S	O	O	-
Full fiberglass cockpit liner	S	S	S	S	S	S	S
Leaning post seating	S	S	-	-	S	-	O
Pedestal seating	-	-	S	S	O	S	S
Raw water washdown	S	S	S	S	S	S	-
Folding rear bench seat(s)	O	O	-	O	O	O	-
Reversible cooler seat	-	-	-	-	-	-	O
Rod holders	8	8	4	4	4	4	4
Rod storage - horizontal	S	S	S	S	S	S	S
Self-bailing cockpit	S	S	S	S	S	S	S
Stainless steel console rail	S	S	-	-	S	-	S
Tackle box	S	S	S	S	S	S	S
Toe rails	O	O	O	O	-	-	-
Cruise Pkg-280CF *	O	-	-	-	-	-	-
Cruise Pkg-230CF **	-	O	-	-	-	-	-
CABIN FEATURES							
Cabin/console window w/screen	1	1	2	2	-	2	-
Cabin/console lighting	S	S	S	S	S	S	-
Deck hatch	-	-	S	S	-	S	-
Galley (sink & stove) & removable table	-	-	S	S	-	-	-
Locking cabin/console door	S	S	S	S	S	S	-
Portable marine head	S	S	S	S	S	S	-
V-berth storage	-	-	S	S	-	S	-
HELM & ELECTRICAL FEATURES							
12 Volt Receptacle	S	S	S	S	S	S	S
Adjustable tilt steering	S	S	S	S	S	S	S
Custom dash w/full instrumentation	S	S	S	S	S	S	S
Automatic bilge pump	S	S	S	S	S	S	S
Compass	S	S	S	S	O	O	O
Dual battery switch	S	S	S	S	O	O	-
Lockable electronics box	S	S	S	S	S	S	-
Steering - hydraulic	S	S	S	S	O	O	O
Steering - non-feedback mechanical	-	-	-	-	S	S	S
Kenwood CD player w/4 speakers	O	O	O	O	O	O	O
EXTERIOR FEATURES							
Anchor roller	S	S	S	S	-	-	-
Anchor storage	S	S	S	S	S	S	S
Bimini top	O	O	O	O	O	O	O
Full colored hull side	O	O	O	O	O	O	O
Full-width swim platform	S	S	S	S	S	S	-
Stainless steel cleats	S	S	S	S	S	S	S
Stainless steel pkg: rubrail, pull-up cleats	O	O	O	O	O	O	O
3-step telescoping transom ladder	-	-	O	-	S	S	-
Transom dive ladder - removable	O	O	-	O	-	-	-
1/2 Swim Platform w/ladder	-	-	-	-	-	-	O
T-top w/rocket launchers (canvas)	O	O	O	O	O	O	O
Hardtop w/rocket launchers	-	-	O	O	-	-	-
Trim tabs	S	S	S	S	O	O	-
Welded stainless steel bow rails	S	S	S	S	S	S	S

S = Standard Equipment O = Optional Equipment Dash = Not Available

* 2 sets of bow backrest cushions, bow cushions, 3 stainless steel assist handles

** 1 set of bow backrest cushions, bow cushions, 3 stainless steel assist handles

Specifications and features subject to change without notice. Some boats shown with optional equipment.



Caravelle Powerboats, Inc. | PO Box 1899 | Americus, GA 31709

Phone: 800-642-2628 | Fax: 229-924-1030

www.caravelleboats.com

All information, illustrations, and specifications contained in this brochure are based on the latest product information available at the time of publication. Caravelle Powerboats, Inc. reserves the right to make changes at any time, without notice, in colors, materials, equipment, specifications and models. Boats shown may not be current models. Some boats are shown with optional equipment. Please see your dealer for the latest information on model availability.