

CARAVELLE



1 9 9 7



Introduction



Ever since Caravelle started building boats thirty years ago, we've offered a total commitment to producing quality boats. Yet Caravelle offers more than high quality cuddy cabins, runabouts and offshore fishing boats. We give you products with strength, energy and vitality in their designs. Boats that are more expressive and exciting to own. More lively and satisfying to drive. We are truly passionate about marine technology and design. It shows in every model we create. See it in the styling. Feel it in the performance. Experience the excitement of Caravelle.

Legend 209 Cuddy Cabin





Interceptor 212 Bow Rider



< When you yell "hit it" you'll be glad you are behind an Interceptor 212 equipped with the new Caravelle XPV (eXtended running surface, Pad bottom, deep Vee) hull. The extended running surface offers quicker planing and allows the boat to stay on plane at lower speeds. The pad bottom combines with the extended running surface to offer impressive top speed and amazing stability.




Interceptor 212 Bow Rider

Interceptor is about to revolutionize marine design. Again. Our approach to creating the 212 was to start at the bottom and work up. And that is exactly what our design team did. The all new Interceptor features a high level of craftsmanship and quality you can see, hear and feel. The appearance will excite you. The solid and stable ride will impress you. This is a boat quite unlike anything you've ever driven before.

Specifications
Centerline: 21'0" / 6.4 m
Maximum Beam: 96" / 2.4 m
Maximum Engine: 280 hp
Fuel Capacity: 36 gal. / 140 liter
Weight (approx): 2900 lb. / 1310 kg.

Sport-type front bucket seats give you firm support that doesn't fade with the hours. Our UV resistant, foam backed 30 ounce expanded vinyl offers a high memory retention and a soft feel. And our seat cushions and bolsters have been designed to help hold you in place when the turns get tight. So come inside and enjoy the performance...from the best seats in the house. TM





DEPOT

THE LEWIS AGENCY

CARVELLE

CARVELLE

Legend 209 Bow Rider



Legend 209 Bow Rider

When you first look inside the Legend 209 bow rider you will be impressed with the width of the cockpit. Our engineers transferred nearly all of the 102 inch beam to the interior of the boat. The molded-in bench seat is wide enough to comfortably seat four adults. Once you slide behind the wheel you'll notice that the Legend 209 is clearly designed with the driver in mind. The easy-to-read analog gauges and the controls are carefully positioned at the precise location and angle where they're most easily reached and used.

Specifications Bow Rider

Centerline: 20'6" / 6.25 m
 Maximum Beam: 102" / 2.59 m
 Maximum Engine: 280 hp
 Fuel Capacity: 36 gal. / 140 liter
 Weight (approx): 2900 lb. / 1310 kg.

Specifications Cuddy Cabin

Centerline: 20'6" / 6.25 m
 Maximum Beam: 102" / 2.59 m
 Maximum Engine: 280 hp
 Fuel Capacity: 50 gal. / 194 liter
 Weight (approx): 3000 lb. / 1356 kg.

Y Recessed pockets in the interior side panels add a sense of luxury and completeness to the interior of the Legend 209. They also keep cup holders in a logical place that is out of the way yet easily within reach.



Legend 209 Cuddy Cabin

From the tip of the attractive stainless steel bow rail to the rear of the large integral swim platform, the Legend 209 cuddy cabin offers value and luxury. The wide cockpit has plenty of room for passengers. The spacious sundeck conceals a storage area large enough to accommodate a knee board. Underneath the foredeck, you will discover a surprisingly roomy cabin with sit-up head room and a six foot sleeping berth.



I The comfortable cushions conceal three generous storage compartments and an optional self contained marine head.





1900 SE Bow Rider

When Caravelle introduced the 1900 SE bow rider, we knew we had a winner. The "curb appeal" of this boat attracted buyers everywhere and invited them to take a closer look. Those same buyers were obviously impressed because the 1900 SE bow rider quickly became the best selling boat in the Caravelle product line. Not content to leave well enough alone, we enhanced the cockpit interior for 1997 with new colors and materials.

As you examine the interior of the 1900 SE bow rider you will notice the pleasing interior conveys a sense of harmony with the boat. The instrument panel and glove box blend with the upholstery. The rear cup holders are easily within reach of passengers sitting on the bench seat or relaxing on the sundeck.

Specifications

Centerline: 19'0" / 5.79 m
 Maximum Beam: 32" / 2.34 m
 Maximum Engine: 215 hp
 Fuel Capacity: 30 gal. / 117 liter
 Weight (approx): 2500 lb. / 1130 kg

If you're interested in a little "flair" then you might consider our flair graphics package.





1750 SE Bow Rider

Of course you want your family's boat to be functional, safe and affordable. You would like a comfortable interior and great styling. And you would like a boat that is fun to drive. Is it unreasonable to ask for all that in one boat? Not if your boat is a Caravelle 1750 SE bow rider.

We engineered this boat in the same manner as we engineer our larger boats. To offer obvious quality in a class that sees mostly compromise. To add thoughtful details that provide comfort and beauty. To give the 1750 SE the quality, spaciousness and a level of fit and finish normally reserved for much more expensive boats. The Caravelle 1750 SE bow rider is a boat you can afford to get excited about.



< Instrumentation in our 1750 SE bow rider includes critical engine monitoring gauges as well as a tachometer, speedometer and a trim indicator gauge. This straight-forward design is more unusual than you might think.

< Have you ever noticed that the bow of most seventeen foot "bow riders" is either too shallow or too short to comfortably use? That is not the case with the 1750 SE. The bow is long enough to stretch out your legs and it is deep enough to feel safe and comfortable. Furthermore, (unlike most of our competitors) we didn't leave out the full length stainless steel bow rails.

Sport seating with a sundeck is the standard interior in all Caravelles for 1987. It is the most popular (and practical) seating arrangement for stern drive runabouts. Most of our competitors don't even offer this seating arrangement in their seventeen or eighteen foot boats (or they charge extra). The two captain's chairs and the bench seat offer "forward facing" seating in the cockpit for up to six people. The sundeck is much better for lounging than back to back seats. And there is much more storage for gear under the bench and sundeck than a motor box arrangement. >



Specifications

Centerline: 17'4" / 5.28 m
 Maximum Beam: 85" / 2.16 m
 Maximum Engine: 135 hp
 Fuel Capacity: 20 gal. / 78 liter
 Weight (approx): 2000 lb. / 904 kg



1900 SE Fish & Ski

Fish and Ski

Think of the activities you enjoy on the water. Fishing, of course. Taking a relaxing cruise with family and friends. And don't forget skiing. You know what's important to you, so making your list is easy. But can you find all of that in one boat?

You will in a Caravelle fish and ski. You can have a great fishing boat without sacrificing the comfort, safety and good looks of a runabout. Simply stated, a Caravelle fish and ski delivers more of what you're looking for.



▲ We designed our fish and skis to truly be family fishing boats. The depth of our boats provides safety and comfort. Even our fishing chairs are safer. The durable, all plastic chairs are lightweight and free from heavy metal hinges that can easily pinch fingers.

Specifications 1750

Centerline: 17'4" / 5.28 m
Maximum Beam: 85" / 2.16 m
Maximum Engine: 135 hp
Fuel Capacity: 20 gal. / 78 liter
Weight (approx): 2000 lb. / 904 kg

One feature that separates the Caravelle fish and ski from the competition is the ease with which the boat can be converted from a ski boat to a fishing boat.

To prepare the bow rider area for fishing, simply unsnap the padded bow cushions and store them in the in-floor storage compartment. Insert the bow filler section and mount the lightweight molded plastic fishing chair. ➤

Unlike many of our competitors, a Caravelle fish and ski does not require you to manhandle heavy seats from the cockpit area to use as fishing chairs. ➤

◀ When a fish and ski is converted for skiing you can retain all the comfort and luxury of a runabout. All the fishing accessories are easily stored out of sight.

◀ To convert the sundeck, remove the sundeck pad and store it under the rear bench seat. This will reveal the carpeted casing deck with a built in live well. You can then mount the rear fishing chair that is conveniently stored under the sundeck.



▲ You can enjoy a comfortable ride to your favorite fishing spot in a Caravelle fish and ski. The deep Vee hull handles rough water much better than a shallow bass boat. The dependable stern drive that powers your boat is quieter, smoother running and more efficient than a two-cycle outboard engine.

The standard trolling motor panel in the bow of a Caravelle fish and ski includes a receptacle with chargeback feature for a 12/24 volt trolling motor and a livewell aerator control switch with indicator light. ➤



◀ A Caravelle fish and ski has several storage spaces to accommodate the extra gear you may need on a trip. They include an in-floor ski locker that is over six feet long, a generous storage compartment under the bench seat, and a rod storage rack in the port side panel.

Specifications 1900

Centerline: 19'0" / 5.79 m
Maximum Beam: 92" / 2.34 m
Maximum Engine: 215 hp
Fuel Capacity: 30 gal. / 117 liter
Weight (approx): 2500 lb. / 1130 kg



The Caravelle Advantage

There are many things to consider when you are buying a new boat. Size, performance, styling and color, fit and finish, the quality of materials used and (of course) the price will be important. Consider the points we list below and compare us to the competition. We know you'll agree, no one puts it all together like Caravelle.

PREMIUM GELCOAT The construction of a Caravelle begins with a buffback, UV resistant isophthalic gelcoat that offers superior weather resistance to surface yellowing, fading and chalking. Furthermore, our premium gelcoat is more flexible than less expensive materials, reducing the potential for cracking and crazing.

IN FLOOR VENTILATED SKI STORAGE features a hinged lid that is easy to handle. The sturdy plastic lid will last much longer than poorly ventilated carpeted lids.

MOLDED IN FIBERGLASS BENCH BASES are available in several models. This method of construction is attractive and it provides additional rigidity to the deck giving you a solid, more comfortable ride.

STAINLESS STEEL CLEATS with backing plates are attached with four bolts. These high grade cleats won't corrode or twist.

INJECTED FOAM Even though the United States Coast Guard does not require any flotation in boats over twenty feet in length, every Caravelle features closed-cell foam flotation. This flotation adds safety, strength and sound dampening.

XL MARINE PLYWOOD by Greenwood Industries is used exclusively in our 1997 boats. XL plywood is pressure treated (not dip treated), Northern Fir with no cheap wood fillers in the laminates. This product is far superior to any other wood product on the market and it carries a limited lifetime warranty against rot, decay, bleeding and delamination.

AME 5000 RESIN Our skin coat of fiberglass is applied with AME 5000 resin, a vinyl ester blended resin that has a much greater blister resistance than standard marine resins. This resin also shows less distortion and shrinkage than less expensive resins and offers a smoother, shinier finish.

We also use a specially formulated low-oxotherm resin in our bulk layers of fiberglass. While less expensive resins sometime cure at temperatures in excess of 200 degrees Fahrenheit, our bulk laminate cures at around 100 degrees Fahrenheit. This product lower curing temperature also contributes to a better finish and less distortion on our boats.

THE CARAVELLE NAME

Caravelle Boats has been around for over thirty years. Our long standing history and reputation gives you the confidence that we'll be around for many more.

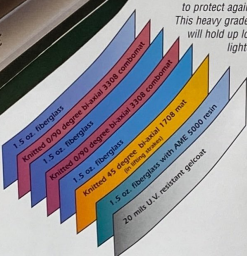
WELDED STAINLESS STEEL BOW RAILS are thru-bolted and strategically placed for your safety and convenience.

HEAVY DUTY EXPANDED VINYL with foam backing provides excellent memory retention. Furthermore, our vinyl is treated with ultraviolet and mildew inhibitors to protect from sun exposure and moisture.

AQUAPLAS PLASTIC SEAT BASES with angled aluminum braces support all of our seat cushions. They are durable and allow moisture to drain faster.

HEAVY-DUTY RUBBER RUBRAIL protects against bumps better than aluminum rubrails.

TWENTY OUNCE STAIN RESISTANT CARPET is treated with UV inhibitors to protect against fading. This heavy grade of carpet will hold up longer than lighter weights of carpet.



KNITTED FIBERGLASS MATERIALS Our fiberglass mat consists of 100% knitted materials (not woven roving). Knitted bi-axial, tri-axial and quadra-axial materials are superior to less expensive woven materials because they offer strength in up to four axes (instead of two). They also offer a better glass to resin ration which results in a lighter yet stronger hull. Furthermore, the use of these multiple knitted materials has enabled our engineering team to engineer a laminate schedule that is second to none.

ACRYLIC CANVAS Our color coordinated Sunbrella® canvas provides great protection from the elements. It is the best marine material for protection against mildew, cracking, and fading.

1997 Caravelle Standard Features, Options and Accessories

1997 Colors

	S - Standard	O - Optional	232 BR	232 SC	212BR	209 BR	209 CC	1900 BR	1750 BR	1900 FS	1750 FS
Custom dash with backlit instrumentation	S	S	S	S	S	S	S	S	S	S	S
Trim indicator	S	S	S	S	S	S	S	S	S	S	S
Fuel gauge	S	S	S	S	S	S	S	S	S	S	S
Oil pressure gauge	S	S	S	S	S	S	S	S	S	S	S
Speedometer	S	S	S	S	S	S	S	S	S	S	S
Tachometer	S	S	S	S	S	S	S	S	S	S	S
Wilt meter	S	S	S	S	S	S	S	S	S	S	S
Water temperature gauge	S	S	S	S	S	S	S	S	S	S	S
Hour meter	S	S	S	S	S	S	S	S	S	S	S
Twelve volt receptacle	S	S	S	S	S	S	S	S	S	S	S
Humminbird® digital depth sounder	S	S	O	O	O	O	O	O	O	O	O
Circuit breakers	S	S	S	S	S	S	S	S	S	S	S
Stereo cassette player with 2 speakers	S	S	S	S	S	S	S	S	S	S	S
Kenwood® digital stereo with 4 speakers	S	S	S	O	O	O	O	O	O	O	O
Tilt steering	S	S	S	O	O	O	O	O	O	O	O
Power trim & tilt	S	S	S	S	S	S	S	S	S	S	S
Concealed electric horn	S	S	S	S	S	S	S	S	S	S	S
Cockpit courtesy lights	S	S	S	S	S	S	S	S	S	S	S
Insulated ice box with overboard drain	S	S	S	S	S	S	S	S	S	S	S
Portable ice chest	S	S	S	S	S	S	S	S	S	S	S
Two tier drink holders	S	S	S	S	S	S	S	S	S	S	S
Clear curve full glass windshield	S	S	S	S	S	S	S	S	S	S	S
Adjustable driver's seat	S	S	S	S	S	S	S	S	S	S	S
Convertible jump seats	S	S	S	S	S	S	S	S	S	S	S
Bench seating with sundeck	S	S	S	S	S	S	S	S	S	S	S
Bow filler cushion	S	S	O	O	O	O	O	O	O	O	O
Interior grab rails	S	S	S	S	S	S	S	S	S	S	S
Side panel storage	S	S	S	S	S	S	S	S	S	S	S
Carpeted bow storage compartments	S	S	S	S	S	S	S	S	S	S	S
In floor storage with ventilated hinged lid	S	S	S	S	S	S	S	S	S	S	S
Sunbrella™ convertible top and boot	S	S	S	S	S	S	S	S	S	S	S
Sunbrella™ bow cover	O	O	O	O	O	O	O	O	O	O	O
Sunbrella™ side & aft curtains	O	O	O	O	O	O	O	O	O	O	O
Sunbrella™ cockpit cover	O	O	O	O	O	O	O	O	O	O	O
Walk thru curtain	O	O	O	O	O	O	O	O	O	O	O
Switchable open exhaust	O	O	O	O	O	O	O	O	O	O	O
Welded stainless steel bow rails	S	S	S	S	S	S	S	S	S	S	S
Stainless steel cleats & ski tow	S	S	S	S	S	S	S	S	S	S	S
Stainless steel swim ladder & handrail	S	S	S	S	S	S	S	S	S	S	S
Integral swim platform	S	S	S	S	S	S	S	S	S	S	S
Cabin lighting	S	S	S	S	S	S	S	S	S	S	S
Deck hatch	S	S	S	S	S	S	S	S	S	S	S
Locking cabin door	S	S	S	S	S	S	S	S	S	S	S
Self contained marine head	O	O	O	O	O	O	O	O	O	O	O
Aerated live well	S	S	S	S	S	S	S	S	S	S	S
Bow panel for 12/24 volt trolling motor	S	S	S	S	S	S	S	S	S	S	S
Trolling motor mounting area	S	S	S	S	S	S	S	S	S	S	S
Removable fishing chairs with pedestals	S	S	S	S	S	S	S	S	S	S	S
Removable bow insert for fishing chair	S	S	S	S	S	S	S	S	S	S	S
Removable bow cushions	S	S	S	S	S	S	S	S	S	S	S
Removable bow light	S	S	S	S	S	S	S	S	S	S	S
Removable sundeck pad	S	S	S	S	S	S	S	S	S	S	S
Rod storage rack	S	S	S	S	S	S	S	S	S	S	S
Trolling motor battery tray	S	S	S	S	S	S	S	S	S	S	S

Specifications and features subject to change without notice. Some features shown may be optional.



Optional bow cover and cockpit cover



Optional side and aft curtains



Standard convertible top

EXTERIOR



Navy



Burgundy



Forest



Oceanside*



Firemist*



Starburst*

INTERIOR



Neutral Zephyr Navy



Neutral Zephyr Burgundy



Neutral Zephyr Forest



Super White Dark Teal Magenta Yellow



Super White Firemist Reuben Black




Super White Purple Starburst Yellow



Quality assurance at Caravelle is motivated by our desire for customer satisfaction, and our Five Year Structural Warranty guarantees it.

CARAVELLE®

© Copyright 1997 Caravelle Boats, Inc. P.O. Box 1899 Americus, Georgia, 31709
912-924-1185 Fax: 912-924-1030



Caravelle Boats, Inc. • P.O. Box 1899 • Americus, GA 31709
912-924-1185 • Fax: 912-924-1030 • <http://www.caravelleboats.com>